

EVONIK INDUSTRIES AG

ISIN: DE000EVNK013 WKN: EVNK01

Overview

2024/09/16 09:00:08

Price

19.925 EUR

Difference ▲ 0.05% (0.01)

General attributes

ISIN DE000EVNK013

Symbol EVK

Exchange London Stock Exchange
European Trade Reporting

Currency EUR

Sector Chemical / Pharmaceutical /
Health

Security type Stock

Market cap (m) 9,311 EUR

Benchmark GERMANY DAX

Market data

Bid (Bid size) 19.36 EUR (1,000)

Ask (Ask size) 20.35 EUR (1,000)

Open 19.925 EUR

High 19.925 EUR

Low 19.925 EUR

Close (prev. day) 19.915 EUR

VWAP 19.65415 EUR

Volume (pcs) -

Trading volume -

Number of trades 1

Last size -

Futures and Options

Related Futures 24

Related Options -

PDF Downloads





Company report: EVONIK INDUSTRIES
AG 

5Y



Information about previous performance does not guarantee future performance.
Source: FactSet

Recent research

on sector		on market	
Date		Headline	Download
2024/09/11		Global Equity Ratings	
2024/09/05		Global Equity Ratings	
2024/08/12		Global Equity Ratings	
2024/07/24		Global Equity Ratings	
2024/07/12		Global Equity Ratings	

Details

2024/09/16 09:00:08

Price

19.925 EUR

Difference ▲ 0.05% (0.01)

General attributes

ISIN	DE000EVNK013
Symbol	EVK
Exchange	London Stock Exchange European Trade Reporting
Currency	EUR
Sector	Chemical / Pharmaceutical / Health
Security type	Stock
Market cap (m)	9,311 EUR
Benchmark	GERMANY DAX

Market data

Bid (Bid size)	19.36 EUR (1,000)
Ask (Ask size)	20.35 EUR (1,000)
Open	19.925 EUR
High	19.925 EUR
Low	19.925 EUR
Close (prev. day)	19.915 EUR
VWAP	19.65415 EUR
Volume (pcs)	-
Trading volume	-
Number of trades	1
Last size	-

Performance and Risk

	6m	1Y	3Y
Perf (%)	+16.41%	+13.20%	-29.18%
Perf (abs.)	+2.81	+2.32	-8.21
Beta	-	-	-
Volatility	20.05	20.81	26.49

5Y



Information about previous performance does not guarantee future performance.
Source: FactSet

Price data

Ø price 5 days Ø volume 5 days (pcs.)	19.778 EUR (0)
Ø price 30 days Ø volume 30 days (pcs.)	19.222 EUR (4,564)
Ø price 100 days Ø volume 100 days (pcs.)	19.313 EUR (9,303)
Ø price 250 days Ø volume 250 days (pcs.)	18.301 EUR (15,708)
YTD High date	20.910 EUR (2024/05/15)
YTD Low date	16.783 EUR (2024/01/22)
52 Weeks High date	20.910 EUR (2024/05/15)
52 Weeks Low date	15.830 EUR (2023/10/26)

All listings for EVONIK INDUSTRIES AG

Exchange	Date	Time	Price	Trading volume (mio.)	Number of trades
Xetra	2024/09/16	13:37	19.90 EUR	0.64	280
Vienna Stock Exchange	2024/09/16	13:00	19.94 EUR	0.00	3
Tradegate	2024/09/16	13:32	19.89 EUR	0.21	45
Stuttgart	2024/09/16	13:30	19.90 EUR	0.00	25
SIX Swiss Exchange	2019/	17:50	28.47 CHF	0.01	4

	06/28					
Munich	2024/ 09/16	08:00	19.91 EUR	0.00		1
London Stock Exchange European Trade Reporting	2024/ 09/16	09:00	19.925 EUR	0.00		1
Hanover	2024/ 09/16	08:16	19.865 EUR	0.00		1
Hamburg	2024/ 09/16	08:16	19.865 EUR	0.00		1
Frankfurt	2024/ 09/16	09:15	19.875 EUR	0.00		2
FINRA other OTC Issues	2024/ 09/12	18:08	21.00 USD	0.03		1
Euronext Milan MTF Trading After Hours	2024/ 07/25	18:08	18.305 EUR	0.00		2
Euronext Milan MTF Global Equity Market	2024/ 09/13	17:44	20.01 EUR	0.00		1
Duesseldorf	2024/ 09/16	09:10	19.875 EUR	0.00		2
Berlin	2024/ 09/16	08:35	19.885 EUR	0.01		2

Company profile

Company Logo

Contact Details

EVONIK INDUSTRIES AG

--

Rellinghauser Strasse 111 - 45128 Essen

Telefon: +49-201-177-01

Fax: +

E-mail: info@evonik.com

PDF Downloads

Company report: EVONIK INDUSTRIES AG 

Company Profile

Evonik Industries AG operates as a holding company, which manufactures specialty chemical products. It operates through the following segments: Specialty Additives, Nutrition & Care, Smart Materials, Performance Materials, and Technology & Infrastructure. The Specialty Additives segment includes powerful additives and versatile crosslinkers. The Nutrition & Care segment provides products for human well-being and the quality of life. The Smart Materials segment includes businesses with innovative materials that enable resource-saving solutions and replace conventional materials. The Performance Materials segment brings together businesses with the same DNA and it focuses on resource-saving production, new applications and specialties. The Technology & Infrastructure segment provides services which are required across the asset lifecycle of chemical production plants. The company was founded in 1919 and is headquartered in Essen, Germany.

Members of Management Board

Christian Kullmann	Chairman of Managing Board
Harald Schwager	Member of Executive Committee
Maike Schuh	Member of Executive Committee
Thomas Wessel	Member of Executive Committee

Board of directors

Bernd Tönjes	Chairman of Supervisory Board
Aldo Belloni	Member of Supervisory Board
Ariane Reinhart	Member of Supervisory Board
Barbara Albert	Member of Supervisory Board
Christian Kohlpaintner	Member of Supervisory Board
Cornelius Baur	Member of Supervisory Board
Alexander Bercht	Member of Supervisory Board
Alexandra Boy	Member of Supervisory Board
Alexandra Krieger	Member of Supervisory Board
Angela Titzrath	Member of Supervisory Board
Cedrik Neike	Member of Supervisory Board
Gerd Schlengermann	Member of Supervisory Board
Gerhard Ribbeheger	Member of Supervisory Board
Hussin El Moussaoui	Member of Supervisory Board
Martin Albers	Member of Supervisory Board
Martin Kubessa	Member of Supervisory Board
Martina Reisch	Member of Supervisory Board
Michael Rüdiger	Member of Supervisory Board
Thomas Meiers	Member of Supervisory Board

Werner
Fuhrmann

Member of Supervisory
Board