


EVONIK INDUSTRIES AG

ISIN: DE000EVNK013 WKN: EVNK01

Overview

2024/04/09 12:24:45		
Price	19.31 EUR	
Difference		1.50% (0.28)

General attributes	
ISIN	DE000EVNK013
Symbol	EVK
Exchange	Berlin
Currency	EUR
Sector	Chemical / Pharmaceutical / Health
Security type	Stock
Market cap (m)	8,961 EUR
Benchmark	GERMANY DAX

Market data	
Bid (Bid size)	-
Ask (Ask size)	-
Open	19.26 EUR
High	19.31 EUR
Low	19.26 EUR
Close (prev. day)	19.025 EUR
VWAP	-
Volume (pcs)	30
Trading volume	579.30
Number of trades	2
Last size	30









Futures and Options	
Related Futures	23
Related Options	-

PDF Downloads	
Company report: EVONIK INDUSTRIES AG	




Information about previous performance does not guarantee future performance.
Source: FactSet

Recent research

on sector		on market	
Date		Headline	Download
2024/04/03		Global Equity Ratings	
2024/03/13		Global Equity Ratings	
2024/02/22		Global Equity Ratings	
2024/02/14		Global Equity Ratings	
2024/01/23		Global Equity Ratings	

Details

2024/04/09 12:24:45		
Price	19.31 EUR	
Difference		1.50% (0.28)

General attributes	
ISIN	DE000EVNK013
Symbol	EVK
Exchange	Berlin
Currency	EUR
Sector	Chemical / Pharmaceutical / Health
Security type	Stock
Market cap (m)	8,961 EUR
Benchmark	GERMANY DAX

Market data	
Bid (Bid size)	-
Ask (Ask size)	-
Open	19.26 EUR
High	19.31 EUR
Low	19.26 EUR
Close (prev. day)	19.025 EUR
VWAP	-
Volume (pcs)	30
Trading volume	579.30
Number of trades	2
Last size	30

Performance and Risk			
	6m	1Y	3Y
Perf (%)	+13.76%	+2.79%	-35.63%
Perf (abs.)	+2.34	+0.53	-10.69
Beta	0.85	0.90	0.98
Volatility	22.99	23.11	25.08



Information about previous performance does not guarantee future performance.
Source: FactSet

Price data	
Ø price 5 days Ø volume 5 days (pcs.)	18.98 EUR (22)
Ø price 30 days Ø volume 30 days (pcs.)	17.66 EUR (96)
Ø price 100 days Ø volume 100 days (pcs.)	17.59 EUR (71)
Ø price 250 days Ø volume 250 days (pcs.)	17.84 EUR (55)
YTD High date	19.31 EUR (2024/04/09)
YTD Low date	16.73 EUR (2024/01/18)
52 Weeks High date	20.31 EUR (2023/05/24)
52 Weeks Low date	15.82 EUR (2023/10/26)

All listings for EVONIK INDUSTRIES AG					
Exchange 	Date	Time	Price	Trading volume (mio.)	Number of trades
Xetra	2024/04/09	17:35	19.23 EUR	16.68	2,146
Vienna Stock Exchange	2024/04/09	17:32	19.28 EUR	0.00	2
Tradegate	2024/04/09	22:26	19.275 EUR	1.00	178
Stuttgart	2024/04/09	21:45	19.19 EUR	0.10	69
SIX Swiss Exchange	2019/	17:50	28.47 CHF	0.01	4

	06/28					
Munich	2024/ 04/09	08:00	19.26 EUR	0.00	1	
London Stock Exchange European Trade Reporting	2024/ 04/09	17:30	19.265 EUR	0.00	2	
Hanover	2024/ 04/09	08:16	19.21 EUR	0.00	3	
Hamburg	2024/ 04/09	08:16	19.21 EUR	0.00	3	
Frankfurt	2024/ 04/09	21:25	19.32 EUR	0.03	7	
FINRA other OTC Issues	2024/ 03/25	18:17	19.45 USD	0.00	3	
Euronext Milan MTF Trading After Hours	2024/ 04/09	17:44	19.285 EUR	0.00	1	
Euronext Milan MTF Global Equity Market	2024/ 04/09	17:44	19.285 EUR	0.01	4	
Duesseldorf	2024/ 04/09	19:30	19.17 EUR	0.00	4	
Berlin	2024/ 04/09	12:24	19.31 EUR	0.00	2	
BX Swiss	2024/ 02/22	18:00	16.498 CHF	0.00	1	

Company profile

Company Logo

Contact Details

EVONIK INDUSTRIES AG

--

Rellinghauser Strasse 111 - 45128 Essen

Telefon: +49-201-177-01

Fax: +49-201-177-3475

E-mail: info@evonik.com

PDF Downloads

Company report: EVONIK INDUSTRIES AG 

Company Profile

Evonik Industries AG operates as a holding company, which engages in the manufacture of specialty chemical products. It operates through the following segments: Specialty Aditives, Nutrition & Care, Smart Materials, Performance Materials, and Technology & Infrastructure. The Specialty Aditives segment includes powerful additives and versatile crosslinkers. The Nutrition & Care segment provides products for human well-being and the quality of life. The Smart Materials segment includes businesses with innovative materials that enable resource-saving solutions and replace conventional materials. The Performance Materials segment brings together businesses with the same DNA and it focus on resource-saving production, new applications and specialties. The Technology & Infrastructure segment provides services which are required across the asset lifecycle of chemical production plants. The company was founded in 1919 and is headquartered in Essen, Germany.

Members of Management Board

Christian Kullmann	Chairman of Managing Board
Harald Schwager	Member of Executive Committee
Anke Dassler	Member of Executive Committee
Kai Kirchhoff	Member of Executive Committee
Maike Schuh	Member of Executive Committee
Thomas Wessel	Member of Executive Committee
Tim Lange	Member of Executive Committee
Yann d'Herve	Member of Executive Committee

Board of directors

Bernd Tönjes	Chairman of Supervisory Board
Aldo Belloni	Member of Supervisory Board
Ariane Reinhart	Member of Supervisory Board
Barbara Albert	Member of Supervisory Board
Barbara Grunewald	Member of Supervisory Board
Christian Kohlpaintner	Member of Supervisory Board
Thomas Sauer	Member of Supervisory Board
Volker Trautz	Member of Supervisory Board
Alexandra Krieger	Member of Supervisory Board
Angela Titzrath	Member of Supervisory Board
Cedrik Neike	Member of Supervisory Board
Gerd Schlengermann	Member of Supervisory Board
Gerhard Ribbeheger	Member of Supervisory Board
Harald Sirkorski	Member of Supervisory Board
Hussin El Moussaoui	Member of Supervisory Board
Karin Erhard	Member of Supervisory Board
Martin Albers	Member of Supervisory Board
Martin Kubessa	Member of Supervisory Board
Martina Reisch	Member of Supervisory Board

Michael Rüdiger	Member of Supervisory Board
Ulrich Weber	Member of Supervisory Board
Werner Fuhrmann	Member of Supervisory Board