

## NORWAY OBX (TR)

ISIN: **NO0000000021** WKN: -

## Overview

2024/07/18 18:05:02

Price

**1,344.78** NOKDifference  0.75% (10.01)

## General attributes

ISIN NO0000000021

Symbol -

Country Norway

Instruments in index 25

Type of index -

Security type Index

## Market data

Open 1,334.73 NOK

High 1,347.85 NOK

Low 1,334.73 NOK

Close (prev. day) 1,334.77 NOK

Trading volume (m) 34,562

Volume (pcs) 3,114,470,430

## Futures and Options

Related Futures -

Related Options -

5Y






Information about previous performance does not guarantee future performance.

Source: FactSet

## Recent research

on market

Date	Headline	Download
2024/07/12	 Global Equity Ratings	
2024/07/09	 Political environment weighs on outlook	
2024/07/03	 Global Strategy 3Q 2024	
2024/06/21	 Global Equity Ratings	
2024/06/20	 Bosnia and Herzegovina   Growth to remain subdued ...	

## Details

2024/07/18 18:05:02

Price

**1,344.78** NOK

Difference



0.75% (10.01)

## General attributes

ISIN NO0000000021

Symbol -

Country Norway

Security type Index

Instruments in index 25

## Market data

Open 1,334.73 NOK

High 1,347.85 NOK

Low 1,334.73 NOK

Close (prev. day) 1,334.77 NOK

Trading volume (m) 34,562

Volume (pcs) 3,114,470,430

## Performance and Risk

	6m	1Y	3Y
Perf (%)	+15.26%	+21.57%	+34.66%
Perf (abs.)	+178.04	+238.60	+346.14
Beta	-	-	-
Volatility	10.49	11.85	16.17



5Y

Information about previous performance does not guarantee future performance.

Source: FactSet

## Price data

Ø price 5 days   Ø volume 5 days (pcs.)	1,335.36 NOK (24,011,811)
Ø price 30 days   Ø volume 30 days (pcs.)	1,319.08 NOK (24,754,957)
Ø price 100 days   Ø volume 100 days (pcs.)	1,275.63 NOK (19,572,061)
Ø price 250 days   Ø volume 250 days (pcs.)	1,215.39 NOK (18,354,888)
YTD High   date	1,365.56 NOK (2024/06/03)
YTD Low   date	1,125.61 NOK (2024/02/08)
52 Weeks High   date	1,365.56 NOK (2024/06/03)
52 Weeks Low   date	1,099.38 NOK (2023/07/19)

## Composition

Name  ISIN	Price	Diff %  Diff +/-	Performance 	Date Time	Turnover Pc.  Turnover Money 
AKER BP ASA NO0010345853	22.23	0.59% 0.13		24/07/18 22:26:40	10,474 233,573.91
BW LPG LTD. SGXZ69436764	14.39	-1.77% -0.26		24/07/18 22:27:00	16,409 239,115.94
CAVENDISH HYDROGEN ASA NO... NO0013219535	1.788	0.56% 0.01		24/07/18 22:26:59	99,090 179,999.90
DNB BANK ASA NO0010161896	18.34	-0.24% -0.05		24/07/18 22:26:48	52 952.38
EQUINOR ASA NO0010096985	25.10	0.84% 0.21		24/07/18 22:26:24	23,193 583,432.72
FRONTLINE PLC CY0200352116	21.62	1.03% 0.22		24/07/18 22:26:53	2,180 46,697.97
GOLDEN OCEAN GROUP LTD. BMG396372051	12.085	-0.66% -0.08		24/07/18 22:26:34	191 2,322.95
HAFNIA LTD. BMG4233B1090	7.11	0.35% 0.03		24/07/18 22:26:51	705 5,013.20
HOEEGH AUTOLINERS ASA NO0011082075	10.06	-% -		24/07/18 22:26:52	27,201 272,102.87
KONGSBERG GRUPPEN ASA NO0003043309	89.95	-0.88% -0.80		24/07/18 22:26:51	3,926 355,288.15
MOWI ASA NO0003054108	15.105	1.68% 0.25		24/07/18 22:26:24	3,891 58,707.05
MPC CONTAINER SHIPS ASA NO0010791353	1.795	0.11% 0.00		24/07/18 22:26:46	150,771 269,434.88
NEL ASA NO0010081235	0.5274	-2.01% -0.01		24/07/18 22:26:36	5,274,182 2,767,206.69
NORDIC SEMICONDUCTOR ASA NO0003055501	12.555	-1.30% -0.17		24/07/18 22:26:44	625 7,951.13
NORSK HYDRO ASA NO0005052605	5.53	-2.12% -0.12		24/07/18 22:26:24	17,928 100,700.79
NORWEGIAN AIR SHUTTLE ASA NO0010196140	0.9968	2.78% 0.03		24/07/18 22:26:29	31,684 31,496.31
ORKLA ASA NO0003733800	7.645	0.79% 0.06		24/07/18 22:26:29	1,389 10,607.96
SALMAR ASA NO0010310956	48.68	0.25% 0.12		24/07/18 22:26:33	20 982.80
STOREBRAND ASA NO0003053605	9.26	-0.75% -0.07		24/07/18 22:26:41	300 2,800.50
SUBSEA 7 SA LU0075646355	17.39	1.52% 0.26		24/07/18 22:26:40	837 14,556.69
TELENOR ASA NO0010063308	10.52	0.48% 0.05		24/07/18 22:26:28	11,999 124,695.31
TGS ASA NO0003078800	11.57	5.09% 0.56		24/07/18 22:26:30	1,842 21,567.03
TOMRA SYSTEMS ASA NO0012470089	12.71	4.35% 0.53		24/07/18 22:26:52	15,941 203,156.67
VAR ENERGI ASA NO0011202772	3.044	0.30% 0.01		24/07/18 22:26:51	8,470 25,834.67
YARA INTERNATIONAL ASA NO0010208051	25.66	0.47% 0.12		24/07/18 22:26:24	6,529 167,819.98