

# NORWAY OBX (TR)

ISIN: **NO0000000021** WKN: -

## Overview

2024/05/10 18:05:02

Price

**1,325.93** NOK

Difference  1.51% (19.70)

### General attributes

ISIN	NO0000000021
Symbol	-
Country	Norway
Instruments in index	25
Type of index	-
Security type	Index

### Market data

Open	1,306.23 NOK
High	1,329.80 NOK
Low	1,306.47 NOK
Close (prev. day)	1,306.23 NOK
Trading volume (m)	54,210
Volume (pcs)	4,395,591,894

### Futures and Options

Related Futures	-
Related Options	-

5Y



Information about previous performance does not guarantee future performance.  
Source: FactSet

### Recent research

on market

Date		Headline	Download
2024/04/26		Global Equity Ratings	
2024/04/03		Global Equity Ratings	
2024/03/26		Global Strategy 2Q 2024	
2024/03/13		Global Equity Ratings	
2024/02/22		Global Equity Ratings	

## Details

2024/05/10 18:05:02

Price

**1,325.93** NOK

Difference ▲ 1.51% (19.70)

### General attributes

ISIN NO0000000021

Symbol -

Country Norway

Security type Index

Instruments in index 25

### Market data

Open 1,306.23 NOK

High 1,329.80 NOK

Low 1,306.47 NOK

Close (prev. day) 1,306.23 NOK

Trading volume (m) 54,210

Volume (pcs) 4,395,591,894

### Performance and Risk

	6m	1Y	3Y
Perf (%)	+12.10%	+21.45%	+37.80%
Perf (abs.)	+143.17	+234.15	+363.75
Beta	-	-	-
Volatility	11.17	12.60	16.41

5Y

































Information about previous performance does not guarantee future performance.  
Source: FactSet

### Price data

Ø price 5 days   Ø volume 5 days (pcs.)	1,309.66 NOK (9,182,452)
Ø price 30 days   Ø volume 30 days (pcs.)	1,270.81 NOK (17,212,506)
Ø price 100 days   Ø volume 100 days (pcs.)	1,205.20 NOK (18,723,948)
Ø price 250 days   Ø volume 250 days (pcs.)	1,174.72 NOK (17,202,936)
YTD High   date	1,329.80 NOK (2024/05/10)
YTD Low   date	1,125.61 NOK (2024/02/08)
52 Weeks High   date	1,329.80 NOK (2024/05/10)
52 Weeks Low   date	1,070.07 NOK (2023/06/26)

## Composition

Name  ISIN	Price	Diff %  Diff +/-	Performance 	Date Time	Turnover Pc.  Turnover Money 
AKER BP ASA NO0010345853	23.63	2.07% 0.48		24/05/10 22:26:41	14,457 342,917.23
BW LPG LTD BMG173841013	14.81	0.82% 0.12		24/05/10 22:26:42	20,301 303,369.17
DNB BANK ASA NO0010161896	17.435	1.07% 0.19		24/05/10 22:26:49	1,725 30,152.45
EQUINOR ASA NO0010096985	26.64	0.72% 0.19		24/05/10 22:26:25	79,814 2,137,431.82
FRONTLINE PLC CY0200352116	24.30	1.97% 0.47		24/05/10 22:26:54	7,031 170,836.42
GOLDEN OCEAN GROUP LTD. BMG396372051	13.915	1.50% 0.21		24/05/10 22:26:35	363 5,018.88
HAFNIA LTD. BMG4233B1090	7.64	0.59% 0.05		24/05/10 22:26:52	4,715 35,834.25
HOEEGH AUTOLINERS ASA NO0011082075	9.975	1.68% 0.17		24/05/10 22:26:53	13,959 139,067.20
KONGSBERG GRUPPEN ASA NO0003043309	72.85	2.32% 1.65		24/05/10 22:26:52	1,320 94,855.35
MOWI ASA NO0003054108	16.87	1.26% 0.21		24/05/10 22:26:25	11,683 197,219.86
MPC CONTAINER SHIPS ASA NO0010791353	1.6215	1.15% 0.02		24/05/10 22:26:47	279,724 460,656.43
NEL ASA NO0010081235	0.4786	3.30% 0.02		24/05/10 22:26:37	7,049,869 3,378,982.95
NORDIC SEMICONDUCTOR ASA NO0003055501	11.455	2.74% 0.31		24/05/10 22:26:45	1,379 15,603.16
NORSK HYDRO ASA NO0005052605	5.778	1.12% 0.06		24/05/10 22:26:25	27,212 156,992.60
NORWEGIAN AIR SHUTTLE ASA NO0010196140	1.2455	1.10% 0.01		24/05/10 22:26:30	212,974 264,933.87
ORKLA ASA NO0003733800	7.065	0.86% 0.06		24/05/10 22:26:30	875 6,163.25
PGS ASA NO0010199151	0.6908	-0.20% -0.00		24/05/10 22:26:31	11,500 8,153.50
SALMAR ASA NO0010310956	57.45	1.06% 0.60		24/05/10 22:26:34	357 20,617.00
STOREBRAND ASA NO0003053605	9.505	0.90% 0.09		24/05/10 22:02:03	- -
SUBSEA 7 SA LU0075646355	16.00	1.33% 0.21		24/05/10 22:26:41	590 9,420.60
TELENOR ASA NO0010063308	10.81	-0.28% -0.03		24/05/10 22:26:29	21,869 237,285.27
TGS ASA NO0003078800	10.24	-2.29% -0.24		24/05/10 22:26:31	250 2,577.50
TOMRA SYSTEMS ASA NO0012470089	12.10	1.09% 0.13		24/05/10 22:26:53	9,338 112,613.09
VAR ENERGI ASA NO0011202772	3.055	0.66% 0.02		24/05/10 22:26:52	4,873 15,061.29
YARA INTERNATIONAL ASA NO0010208051	27.45	1.52% 0.41		24/05/10 22:26:25	7,098 195,944.97