

NORWAY OBX (TR)

ISIN: **NO0000000021** WKN: -

Overview

2024/04/29 18:05:02

Price

1,281.91 NOK

Difference  0.10% (1.25)

General attributes

ISIN NO0000000021

Symbol -

Country Norway

Instruments in index 25

Type of index -

Security type Index

Market data

Open 1,284.86 NOK

High 1,286.64 NOK

Low 1,275.77 NOK

Close (prev. day) 1,280.66 NOK

Trading volume (m) 55,354

Volume (pcs) 4,480,008,745

Futures and Options

Related Futures -





Related Options -

5Y



Information about previous performance does not guarantee future performance.
Source: FactSet

Recent research

| on market | | |
|------------|---|---|
| Date | Headline | Download |
| 2024/04/26 |  Global Equity Ratings |  |
| 2024/04/03 |  Global Equity Ratings |  |
| 2024/03/26 |  Global Strategy 2Q 2024 |  |
| 2024/03/13 |  Global Equity Ratings |  |
| 2024/02/22 |  Global Equity Ratings |  |

Details

2024/04/29 18:05:02

Price

1,281.91 NOK

Difference



0.10% (1.25)

General attributes

ISIN NO0000000021

Symbol -

Country Norway

Security type Index

Instruments in index 25

Market data

Open 1,284.86 NOK

High 1,286.64 NOK

Low 1,275.77 NOK

Close (prev. day) 1,280.66 NOK

Trading volume (m) 55,354

Volume (pcs) 4,480,008,745

Performance and Risk

| | 6m | 1Y | 3Y |
|-------------|---------|---------|---------|
| Perf (%) | +9.52% | +15.39% | +33.14% |
| Perf (abs.) | +111.45 | +170.97 | +319.06 |
| Beta | - | - | - |
| Volatility | 11.54 | 12.63 | 16.43 |



Information about previous performance does not guarantee future performance.

Source: FactSet

Price data

| | |
|---|---------------------------|
| Ø price 5 days Ø volume 5 days (pcs.) | 1,271.40 NOK (12,385,525) |
| Ø price 30 days Ø volume 30 days (pcs.) | 1,247.40 NOK (19,287,535) |
| Ø price 100 days Ø volume 100 days (pcs.) | 1,197.14 NOK (18,562,829) |
| Ø price 250 days Ø volume 250 days (pcs.) | 1,168.26 NOK (17,315,305) |
| YTD High date | 1,292.49 NOK (2024/04/15) |
| YTD Low date | 1,125.61 NOK (2024/02/08) |
| 52 Weeks High date | 1,292.49 NOK (2024/04/15) |
| 52 Weeks Low date | 1,070.07 NOK (2023/06/26) |

Composition

| Name  ISIN | Price | Diff %  Diff +/- | Performance  | Date Time | Turnover Pc.  Turnover Money  |
|--|--------|--|--|----------------------|--|
| AKER BP ASA NO0010345853 | 23.76 | 1.12% 0.26 |  | 24/04/29 22:26:41 | 3,226 76,583.06 |
| BW LPG LTD BMG173841013 | 13.57 | 5.03% 0.65 |  | 24/04/29 22:26:41 | 29,461 399,298.90 |
| DNB BANK ASA NO0010161896 | 17.84 | 1.25% 0.22 |  | 24/04/29 22:26:49 | 6,998 123,595.88 |
| EQUINOR ASA NO0010096985 | 25.40 | -2.18% -0.56 |  | 24/04/29 22:26:25 | 58,558 1,502,227.97 |
| FRONTLINE PLC CY0200352116 | 22.07 | -0.45% -0.10 |  | 24/04/29 22:26:54 | 1,715 37,868.96 |
| GOLDEN OCEAN GROUP LTD. BMG396372051 | 12.95 | -1.26% -0.17 |  | 24/04/29 22:26:34 | 2,513 32,686.10 |
| HAFNIA LTD. BMG4233B1090 | 7.075 | -1.05% -0.08 |  | 24/04/29 22:26:52 | 4,775 34,098.00 |
| HOEEGH AUTOLINERS ASA NO0011082075 | 8.825 | 2.53% 0.22 |  | 24/04/29 22:26:53 | 46,741 409,089.61 |
| KONGSBERG GRUPPEN ASA NO0003043309 | 64.80 | 0.78% 0.50 |  | 24/04/29 22:26:52 | 953 61,755.80 |
| MOWI ASA NO0003054108 | 16.465 | 0.95% 0.16 |  | 24/04/29 22:26:25 | 6,101 100,497.30 |
| MPC CONTAINER SHIPS ASA NO0010791353 | 1.5075 | 4.65% 0.07 |  | 24/04/29 22:26:47 | 121,850 180,060.46 |
| NEL ASA NO0010081235 | 0.4327 | 3.74% 0.02 |  | 24/04/29 22:26:37 | 5,414,788 2,352,089.65 |
| NORDIC SEMICONDUCTOR ASA NO0003055501 | 10.39 | 5.12% 0.51 |  | 24/04/29 22:26:45 | 5,177 53,386.39 |
| NORSK HYDRO ASA NO0005052605 | 5.924 | -0.07% -0.00 |  | 24/04/29 22:26:25 | 7,755 45,838.34 |
| NORWEGIAN AIR SHUTTLE ASA NO0010196140 | 1.23 | -0.40% -0.01 |  | 24/04/29 22:26:30 | 148,890 183,971.19 |
| ORKLA ASA NO0003733800 | 6.38 | 1.11% 0.07 |  | 24/04/29 22:26:30 | 761 4,836.56 |
| PGS ASA NO0010199151 | 0.7386 | -0.73% -0.01 |  | 24/04/29 22:26:30 | 1,370 1,012.83 |
| SALMAR ASA NO0010310956 | 58.70 | 0.09% 0.05 |  | 24/04/29 22:26:33 | 563 33,103.40 |
| STOREBRAND ASA NO0003053605 | 9.04 | 0.61% 0.06 |  | 24/04/29 22:26:42 | 600 5,418.55 |
| SUBSEA 7 SA LU0075646355 | 15.32 | -0.39% -0.06 |  | 24/04/29 22:26:41 | 44 675.52 |
| TELENOR ASA NO0010063308 | 10.91 | -0.18% -0.02 |  | 24/04/29 22:26:29 | 22,712 247,260.35 |
| TGS ASA NO0003078800 | 10.97 | -0.72% -0.08 |  | 24/04/29 22:02:06 | - - |
| TOMRA SYSTEMS ASA NO0012470089 | 11.55 | -3.35% -0.40 |  | 24/04/29 22:26:53 | 46,373 534,403.90 |
| VAR ENERGI ASA NO0011202772 | 3.112 | 1.95% 0.06 |  | 24/04/29 22:26:52 | 5,267 16,396.72 |
| YARA INTERNATIONAL ASA NO0010208051 | 27.07 | -0.26% -0.07 |  | 24/04/29 22:26:25 | 13,660 365,334.21 |