

NORWAY OSE OBX

ISIN: NO0000000021

WKN: -

Overview

2020/08/13 16:36:14

Price

775.52 NOK

Difference  0.02% (0.16)

General attributes

ISIN	NO0000000021
Symbol	-
Country	Norway
Instruments in index	25
Type of index	-
Security type	Index

Market data

Open	775.19 NOK
High	777.51 NOK
Low	770.51 NOK
Close (prev. day)	775.36 NOK
Trading volume (m)	106,952,424
Volume (pcs)	2,644,035,435

Top 5

Name 	Price	+ - (%) 	Trend 
NEL ASA	1.7675	+3.77 	
AKER SOLUT...	19.08	+3.02 	
SCHIBSTED ...	355.10	+1.78 	
GRIEG SEAF...	10.23	+1.13 	
GOLDEN OCE...	4.20	+0.75 	

Intraday 1W 1M 6m 1Y 3Y

Flop 5

Name 	Price	+ - (%) 	Trend 
NORWEGIAN ...	0.1288	-8.33 	
BAKKAFROST...	54.20	-1.04 	
YARA INTER...	386.15	-1.02 	
BW OFFSHOR...	33.31	-0.71 	
DNB ASA	146.15	-0.68 	

Intraday 1W 1M 6m 1Y 3Y

5Y












Information about previous performance does not guarantee future performance.

Source: FactSet

Recent research

on market

Date	Headline	Download 
2020/07/31	 Global Equity Ratings	
2020/07/24	 Global Equity Ratings	
2020/06/23	 Global Equity Ratings	
2020/06/19	 Global Strategy Q3 2020	
2020/06/08	 Outbreak of COVID-19 adds to overall worries	

Futures and Options

Related Futures 6

Related Options -

Details

2020/08/13 16:36:14

Price

775.52 NOKDifference  0.02% (0.16)

General attributes

ISIN NO0000000021

Symbol -

Country Norway

Security type Index

Instruments in index 25

Market data

Open 775.19 NOK

High 777.51 NOK

Low 770.51 NOK

Close (prev. day) 775.36 NOK

Trading volume (m) 106,952,424

Volume (pcs) 2,644,035,435

Performance and Risk

	6m	1Y	3Y
Perf (%)	-6.80%	-0.04%	+18.08%
Perf (abs.)	-56.55	-0.31	+118.72
Beta	-	-	-
Volatility	35.94	27.17	19.45



Information about previous performance does not guarantee future performance.

Source: FactSet

Price data

Ø price 5 days Ø volume 5 days (pcs.)	765.57 NOK (125,375,881)
Ø price 30 days Ø volume 30 days (pcs.)	744.49 NOK (84,206,005)
Ø price 100 days Ø volume 100 days (pcs.)	710.80 NOK (72,001,007)
Ø price 250 days Ø volume 250 days (pcs.)	769.13 NOK (37,067,235)
YTD High date	859.58 NOK (2020/01/07)
YTD Low date	552.33 NOK (2020/03/16)
52 Weeks High date	859.58 NOK (2020/01/07)
52 Weeks Low date	552.33 NOK (2020/03/16)

Composition

Name  ISIN	Price	Diff %  Diff +/-	Performance 	Date Time	Turnover Pc.  Turnover Money 
AKER ASA NO0010234552	421.20	0.43% 1.80		20/08/13 16:25:05	93,206 39,202,653.60
AKER BP ASA NO0010345853	184.55	-0.27% -0.50		20/08/13 16:25:20	407,687 75,251,838.55
AKER SOLUTIONS ASA NO0010716582	19.08	3.02% 0.56		20/08/13 16:25:22	9,609,208 183,049,248.84
BAKKAFROST P/F FO0000000179	568.50	-1.04% -6.00		20/08/13 16:25:22	200,171 112,099,637.50
BW OFFSHORE LIMITED BMG1738J1247	33.54	-0.71% -0.24		20/08/13 16:25:01	389,954 13,055,356.44
DNB ASA NO0010031479	145.40	-0.68% -1.00		20/08/13 16:25:21	927,508 135,064,079.40
DNO ASA NO0003921009	5.83	-0.10% -0.01		20/08/13 16:25:21	3,623,480 21,221,532.71
EQUINOR ASA NO0010096985	150.10	-0.13% -0.20		20/08/13 16:25:16	2,926,166 439,260,334.05
GJENSIDIGE FORSIKRING ASA NO0010582521	190.30	0.37% 0.70		20/08/13 16:25:25	257,339 48,932,470.80
GOLDEN OCEAN GROUP LTD BMG396372051	37.48	0.75% 0.28		20/08/13 16:25:19	1,441,089 20,208,101.66
GRIEG SEAFOOD ASA NO0010365521	107.70	1.13% 1.20		20/08/13 16:25:05	754,813 80,334,830.30
LEROY SEAFOOD GROUP AS NO0003096208	58.04	0.66% 0.38		20/08/13 16:25:07	661,820 38,359,885.90
MOWI ASA NO0003054108	184.45	0.03% 0.05		20/08/13 16:25:07	1,108,921 203,943,818.60
NEL ASA NO0010081235	18.725	3.77% 0.68		20/08/13 16:25:29	17,210,984 313,675,908.65
NORSK HYDRO ASA NO0005052605	28.60	-0.04% -0.01		20/08/13 16:25:13	4,595,200 131,665,385.34
NORWEGIAN AIR SHUTTLE ASA NO0010196140	1.32	-8.33% -0.12		20/08/13 16:25:24	55,693,758 76,264,847.11
ORKLA ASA NO0003733800	88.90	-0.60% -0.54		20/08/13 16:25:19	862,020 76,768,821.36
PETROLEUM GEO-SERVICES AS... NO0010199151	3.939	-0.53% -0.02		20/08/13 16:25:08	3,528,464 13,884,860.55
SALMAR ASA NO0010310956	461.10	0.50% 2.30		20/08/13 16:25:02	132,348 60,996,946.60
SCHIBSTED ASA NO0003028904	354.80	1.78% 6.20		20/08/13 16:25:20	106,430 37,669,621.20
STOREBRAND ASA NO0003053605	53.22	-0.56% -0.30		20/08/13 16:25:05	1,216,261 64,823,085.22
SUBSEA 7 SA LU0075646355	72.38	0.19% 0.14		20/08/13 16:25:00	500,718 36,013,236.72
TELENOR ASA NO0010063308	148.45	0.10% 0.15		20/08/13 16:25:24	853,784 126,670,270.65
TGS-NOPEC GEOPHYSICAL CO... NO0003078800	138.50	0.07% 0.10		20/08/13 16:25:25	291,829 40,432,031.30
YARA INTERNATIONAL ASA NO0010208051	388.00	-1.02% -4.00		20/08/13 16:25:07	669,940 256,207,615.10