

NORWAY OSE OBX

ISIN: NO0000000021

WKN: -

Overview

2020/07/07 16:36:14

Price

725.28 NOKDifference  -0.23% (-1.69)

General attributes

ISIN NO0000000021

Symbol -

Country Norway

Instruments in index 25

Type of index -

Security type Index

Market data

Open 726.83 NOK

High 727.95 NOK








Low 719.22 NOK

Close (prev. day) 726.97 NOK

Trading volume (m) 64,615,457

Volume (pcs) 2,983,399,711

Top 5

Name 	Price	+ - (%)	Trend 
TELENOR AS...	140.325	+1.40	
DNO ASA	5.957	+1.24	
STOREBRAND...	52.365	+1.10	
AKER SOLUT...	8.86	+0.97	
AKER BP AS...	183.675	+0.95	

Intraday 1W 1M 6m 1Y 3Y

Flop 5

Name 	Price	+ - (%) 	Trend 
PETROLEUM ...	3.45	-3.92	
GOLDEN OCE...	3.95	-3.50	
BW OFFSHOR...	32.63	-2.49	
AKER ASA	358.90	-1.80	
DNB ASA	130.00	-1.76	

Intraday 1W 1M 6m 1Y 3Y

5Y



Information about previous performance does not guarantee future performance.

Source: FactSet

Recent research

on market		
Date	Headline	Download
2020/06/23	 Global Equity Ratings	
2020/06/19	 Global Strategy Q3 2020	
2020/06/08	 Outbreak of COVID-19 adds to overall worries	
2020/06/05	 Global Equity Ratings	
2020/05/29	 Global Equity Ratings	

Futures and Options

Related Futures 6

Related Options -

Details

2020/07/07 16:36:14

Price

725.28 NOK

Difference

**-0.23%** (-1.69)

General attributes

ISIN NO0000000021

Symbol -

Country Norway

Security type Index

Instruments in index 25

Market data

Open 726.83 NOK

High 727.95 NOK

Low 719.22 NOK

Close (prev. day) 726.97 NOK

Trading volume (m) 64,615,457

Volume (pcs) 2,983,399,711

Performance and Risk

	6m	1Y	3Y
Perf (%)	-14.61%	-11.35%	+16.45%
Perf (abs.)	-124.06	-92.86	+102.47
Beta	-	-	-
Volatility	35.49	26.91	19.31



5Y

Information about previous performance does not guarantee future performance.

Source: FactSet

Price data

Ø price 5 days Ø volume 5 days (pcs.)	723.77 NOK (65,718,462)
Ø price 30 days Ø volume 30 days (pcs.)	733.89 NOK (119,721,146)
Ø price 100 days Ø volume 100 days (pcs.)	710.90 NOK (61,167,368)
Ø price 250 days Ø volume 250 days (pcs.)	774.05 NOK (27,900,138)
YTD High date	859.58 NOK (2020/01/07)
YTD Low date	552.33 NOK (2020/03/16)
52 Weeks High date	859.58 NOK (2020/01/07)
52 Weeks Low date	552.33 NOK (2020/03/16)

Composition

Name  ISIN	Price	Diff %  Diff +/-	Performance 	Date Time	Turnover Pc.  Turnover Money 
AKER ASA NO0010234552	359.40	-1.80% -6.60		20/07/07 16:25:10	144,887 52,402,396.60
AKER BP ASA NO0010345853	185.50	0.95% 1.75		20/07/07 16:25:11	938,582 173,646,931.45
AKER SOLUTIONS ASA NO0010716582	8.885	0.97% 0.09		20/07/07 16:25:14	2,523,757 22,426,574.70
BAKKAFROST P/F FO0000000179	585.00	-1.60% -9.50		20/07/07 16:25:09	139,532 82,017,556.50
BW OFFSHORE LIMITED BMG1738J1247	32.88	-2.49% -0.84		20/07/07 16:25:10	423,493 13,982,287.34
DNB ASA NO0010031479	131.45	-1.76% -2.35		20/07/07 16:25:05	2,123,238 276,579,272.50
DNO ASA NO0003921009	6.028	1.24% 0.07		20/07/07 16:25:16	4,436,036 26,600,423.18
EQUINOR ASA NO0010096985	138.80	-0.18% -0.25		20/07/07 16:25:22	2,589,999 357,102,160.85
GJENSIDIGE FORSIKRING ASA NO0010582521	185.00	0.49% 0.90		20/07/07 16:25:22	586,583 107,656,437.00
GOLDEN OCEAN GROUP LTD BMG396372051	38.02	-3.50% -1.38		20/07/07 16:25:09	838,744 32,294,500.44
GRIEG SEAFOOD ASA NO0010365521	96.45	-1.23% -1.20		20/07/07 16:25:20	295,614 28,392,185.75
LEROY SEAFOOD GROUP AS NO0003096208	56.38	-1.02% -0.58		20/07/07 16:25:00	598,904 33,778,771.16
MOWI ASA NO0003054108	178.45	-0.08% -0.15		20/07/07 16:25:11	1,139,599 203,679,956.85
NEL ASA NO0010081235	21.20	-1.40% -0.30		20/07/07 16:25:10	23,836,244 499,523,533.11
NORSK HYDRO ASA NO0005052605	26.92	-0.15% -0.04		20/07/07 16:25:10	3,928,106 105,554,432.80
NORWEGIAN AIR SHUTTLE ASA NO0010196140	2.71	-1.27% -0.04		20/07/07 16:25:17	10,548,313 28,858,054.55
ORKLA ASA NO0003733800	83.90	-0.21% -0.18		20/07/07 16:25:17	1,557,952 130,771,601.12
PETROLEUM GEO-SERVICES AS... NO0010199151	3.507	-3.92% -0.14		20/07/07 16:25:18	1,865,707 6,548,372.04
SALMAR ASA NO0010310956	453.40	-0.33% -1.50		20/07/07 16:25:02	111,200 50,172,914.60
SCHIBSTED ASA NO0003028904	249.10	-0.68% -1.70		20/07/07 16:25:03	292,441 72,563,363.80
STOREBRAND ASA NO0003053605	53.48	1.10% 0.58		20/07/07 16:25:10	2,309,676 123,144,222.26
SUBSEA 7 SA LU0075646355	64.24	-0.03% -0.02		20/07/07 16:25:17	818,556 52,510,715.16
TELENOR ASA NO0010063308	140.75	1.40% 1.95		20/07/07 16:25:19	1,611,803 225,859,732.00
TGS-NOPEC GEOPHYSICAL CO... NO0003078800	143.15	-0.38% -0.55		20/07/07 16:25:16	279,898 39,935,277.35
YARA INTERNATIONAL ASA NO0010208051	337.70	-0.88% -3.00		20/07/07 16:25:15	719,892 237,962,570.90