

AUSTRIA CECE RDX(EUR)

ISIN: AT0000802079 WKN:

-

Overview

2022/01/25 15:30:46

Price

1,558.69 EURDifference  1.59% (24.43)

General attributes

ISIN	AT0000802079
Symbol	-
Country	Russia
Instruments in index	15
Type of index	-
Security type	Index

Market data

Open	1,535.14 EUR
High	1,589.72 EUR
Low	1,535.14 EUR
Close (prev. day)	1,534.26 EUR
Trading volume (m)	-
Volume (pcs)	-

Top 5

Name 	Price	+ - (%) 	Trend 
TCS GROUP ...	62.16	+8.63 	
OIL CO LUK...	79.92	+2.83 	
TATNEFT PJ...	34.68	+1.52 	
SBERBANK O...	11.82	+1.37 	
NOVATEK PJ...	191.85	+1.32 	

Intraday 1W 1M 6m 1Y 3Y

Flop 5

Name 	Price	+ - (%) 	Trend 
X5 RETAIL ...	20.05	-2.58 	
NOVOLIPETS...	24.52	-0.97 	
ROSNEFT OI...	6.616	-0.87 	
NORNICKEL ...	26.58	-0.41 	
PHOSAGRO P...	18.33	-0.38 	

Intraday 1W 1M 6m 1Y 3Y

5Y








Information about previous performance does not guarantee future performance.

Source: FactSet

Recent research

on market

Date	Headline	Download
2022/01/24	 Another hike in Hungary	
2022/01/24	 More tightening is on its way in Hungary	
2022/01/17	 Shedding light on the Polish economy	
2022/01/17	 Polish real economy in the spotlight	
2022/01/14	 Juicy spreads on government bonds	

Futures and Options

Related Futures 0

Related Options -

Details

2022/01/25 15:30:46

Price

1,558.69 EUR

Difference



1.59% (24.43)

General attributes

ISIN AT0000802079

Symbol -

Country Russia

Security type Index

Instruments in index 15

Market data

Open 1,535.14 EUR

High 1,589.72 EUR

Low 1,535.14 EUR

Close (prev. day) 1,534.26 EUR

Trading volume (m) -

Volume (pcs) -

Performance and Risk

	6m	1Y	3Y
Perf (%)	-12.95%	+2.94%	+6.69%
Perf (abs.)	-228.28	+43.84	+96.20
Beta	-	-	-
Volatility	32.12	27.14	33.30



Information about previous performance does not guarantee future performance.

Source: FactSet

Price data

Ø price 5 days Ø volume 5 days (pcs.)	1,646.71 EUR (0)
Ø price 30 days Ø volume 30 days (pcs.)	1,819.89 EUR (0)
Ø price 100 days Ø volume 100 days (pcs.)	1,964.03 EUR (0)
Ø price 250 days Ø volume 250 days (pcs.)	1,794.22 EUR (0)
YTD High date	1,936.29 EUR (2022/01/04)
YTD Low date	1,504.67 EUR (2022/01/24)
52 Weeks High date	2,234.62 EUR (2021/10/26)
52 Weeks Low date	1,424.43 EUR (2021/01/29)

Composition

Name  ISIN	Price	Diff %  Diff +/-	Performance 	Date Time	Turnover Pc.  Turnover Money 
GAZPROM PJSC SPONSORED AD... US3682872078	7.40	0.76% 0.06		22/01/25 15:30:45	6,952,517 52,065,247.17
MAGNIT GDR US55953Q2021	11.995	0.93% 0.11		22/01/25 15:30:46	369,884 4,450,961.29
NORNICKEL PAO ADR US55315J1025	26.58	-0.41% -0.11		22/01/25 15:30:45	804,493 21,567,913.39
NOVATEK PJSC US6698881090	191.85	1.32% 2.50		22/01/25 15:30:38	41,756 8,122,105.50
NOVOLIPETSK STEEL SPON. G... US67011E2046	24.52	-0.97% -0.24		22/01/25 15:30:20	102,797 2,541,973.48
OIL CO LUKOIL PJSC US69343P1057	79.92	2.83% 2.20		22/01/25 15:30:44	535,787 42,872,037.87
PHOSAGRO PJSC US71922G2093	18.33	-0.38% -0.07		22/01/25 15:30:44	65,735 1,209,732.95
POLYUS PJSC SPON. GDR CLA... US73181M1172	75.00	0.81% 0.60		22/01/25 15:30:43	63,993 4,859,234.30
ROSNEFT OIL CO US67812M2070	6.616	-0.87% -0.06		22/01/25 15:30:43	922,091 6,221,703.34
SBERBANK OF RUSSIA SPON US80585Y3080	11.82	1.37% 0.16		22/01/25 15:30:46	4,821,658 57,639,601.76
SEVERSTAL' PAO GDR US8181503025	17.71	0.40% 0.07		22/01/25 15:30:38	331,001 5,855,336.07
TATNEFT PJSC US8766292051	34.68	1.52% 0.52		22/01/25 15:30:38	140,242 4,861,200.88
TCS GROUP HOLDING PLC ADR US87238U2033	62.16	8.63% 4.94		22/01/25 15:30:43	290,532 17,760,538.42
VK COMPANY LTD. GDR US5603172082	7.18	-0.07% -0.01		22/01/25 15:30:15	762,622 5,575,141.61
X5 RETAIL GROUP US98387E2054	20.05	-2.53% -0.52		22/01/25 15:30:46	395,177 8,118,012.45