

## AUSTRIA CECE RDX(EUR)

ISIN: AT0000802079 WKN:

-

## Overview

2021/12/01 13:37:42

Price

1,963.52 EUR

Difference  3.00% (57.27)

## General attributes

ISIN	AT0000802079
Symbol	-
Country	Russia
Instruments in index	15
Type of index	-
Security type	Index

## Market data

Open	1,891.97 EUR
High	1,968.78 EUR
Low	1,891.97 EUR
Close (prev. day)	1,906.25 EUR
Trading volume (m)	-
Volume (pcs)	-

## Top 5

Name 	Price	+ - (%) 	Trend 
GAZPROM PJ...	9.372	+5.07	
NOVATEK PJ...	229.20	+4.61	
TCS GROUP ...	100.15	+4.61	
X5 RETAIL ...	28.94	+4.33	
MAIL.RU GR...	17.46	+4.05	

Intraday 1W 1M 6m 1Y 3Y

## Flop 5

Name 	Price	+ - (%) 	Trend 
POLYUS PJS...	94.45	-1.31	
PHOSAGRO P...	21.90	-0.73	

Intraday 1W 1M 6m 1Y 3Y

## Futures and Options

Related Futures	0
Related Options	-

5Y








Information about previous performance does not guarantee future performance.

Source: FactSet

## Recent research

on market

Date	Headline	Download
2021/11/29	 CEE central banks will continue to increase intere...	
2021/11/29	 Domestic demand behind the wheel	
2021/11/22	 Croatian performance in 3Q21 and Polish start of 4...	
2021/11/18	 CEE Special   More rate hikes on horizon	
2021/11/15	 All eyes on the Hungarian central bank	

## Details

2021/12/01 13:37:42

## Price

**1,963.52** EURDifference  3.00% (57.27)

## General attributes

ISIN AT0000802079

Symbol -

Country Russia

Security type Index

Instruments in index 15

## Market data

Open 1,891.97 EUR

High 1,968.78 EUR

Low 1,891.97 EUR

Close (prev. day) 1,906.25 EUR

Trading volume (m) -

Volume (pcs) -

## Performance and Risk

	6m	1Y	3Y
Perf (%)	+12.80%	+43.98%	+40.28%
Perf (abs.)	+216.25	+582.24	+547.35
Beta	-	-	-
Volatility	22.79	23.59	32.15



Information about previous performance does not guarantee future performance.  
Source: FactSet

## Price data

Ø price 5 days   Ø volume 5 days (pcs.)	1,910.10 EUR (0)
Ø price 30 days   Ø volume 30 days (pcs.)	2,068.10 EUR (0)
Ø price 100 days   Ø volume 100 days (pcs.)	1,953.14 EUR (0)
Ø price 250 days   Ø volume 250 days (pcs.)	1,742.93 EUR (0)
YTD High   date	2,234.62 EUR (2021/10/26)
YTD Low   date	1,411.23 EUR (2021/01/04)
52 Weeks High   date	2,234.62 EUR (2021/10/26)
52 Weeks Low   date	1,323.24 EUR (2020/12/01)

## Composition

Name  ISIN	Price	Diff %  Diff +/-	Performance 	Date Time	Turnover Pc.  Turnover Money 
GAZPROM PJSC SPONSORED AD... US3682872078	9.372	5.07% 0.45		21/12/01 13:37:42	4,722,765 43,667,225.71
MAGNIT GDR US55953Q2021	15.92	3.04% 0.47		21/12/01 13:37:32	214,639 3,385,400.06
MAIL.RU GROUP LTD. ADR US5603172082	17.46	4.05% 0.68		21/12/01 13:34:29	61,358 1,065,654.22
NORNICKEL PAO ADR US55315J1025	29.81	3.76% 1.08		21/12/01 13:37:36	312,273 9,307,611.99
NOVATEK PJSC US6698881090	229.20	4.61% 10.10		21/12/01 13:36:32	30,650 6,973,185.10
NOVOLIPETSK STEEL SPON. G... US67011E2046	29.36	1.45% 0.42		21/12/01 13:34:58	89,715 2,638,399.60
OIL CO LUKOIL PJSC US69343P1057	89.88	3.03% 2.64		21/12/01 13:37:36	302,353 27,282,552.18
PHOSAGRO PJSC US71922G2093	21.90	-0.73% -0.16		21/12/01 13:32:42	45,213 998,768.02
POLYUS PJSC SPON. GDR CLA... US73181M1172	94.45	-1.31% -1.25		21/12/01 13:37:36	40,883 3,857,035.75
ROSNEFT OIL CO US67812M2070	7.766	2.53% 0.19		21/12/01 13:37:26	619,582 4,819,333.01
SBERBANK OF RUSSIA SPON US80585Y3080	17.565	3.87% 0.66		21/12/01 13:36:54	1,797,692 31,546,681.91
SEVERSTAL' PAO GDR US8181503025	21.34	1.62% 0.34		21/12/01 13:27:24	44,080 944,834.72
TATNEFT PJSC US8766292051	39.56	3.91% 1.49		21/12/01 13:25:01	41,997 1,658,156.18
TCS GROUP HOLDING PLC ADR US87238U2033	100.15	4.61% 4.41		21/12/01 13:37:38	134,898 13,467,365.17
X5 RETAIL GROUP US98387E2054	28.94	4.33% 1.20		21/12/01 13:36:50	82,975 2,380,828.61