

AMSTERDAM SMALL CAP INDEX

ISIN: NL0000249142 WKN: -

Overview

2024/05/03 18:05:02

Price

1,173.13 EURDifference  0.06% (0.71)

General attributes

ISIN NL0000249142

Symbol -

Country Netherlands

Instruments in index 25

Type of index -

Security type Index

Market data

Open 1,170.95 EUR

High 1,175.92 EUR

Low 1,167.13 EUR

Close (prev. day) 1,172.42 EUR

Trading volume (m) -

Volume (pcs) -



5Y



Information about previous performance does not guarantee future performance.

Source: FactSet

Top 5

Name 	Price	+ - (%) 	Trend 
VIVORYON T...	0.761	+7.18 	
BRUNEL INT...	10.64	+3.91 	
VASTNED RE...	21.60	+2.86 	
AVANTIUM N...	2.57	+2.39 	
EBUSCO HOL...	2.942	+2.29 	

Intraday 1W 1M 6m 1Y 3Y








Flop 5

Name 	Price	+ - (%) 	Trend 
KENDRION N...	12.72	-2.75 	
CM.COM NV	6.55	-2.24 	
FORFARMERS...	2.575	-1.15 	
ACCSYS TEC...	0.664	-0.90 	
KONINKLIJK...	3.39	-0.82 	

Intraday 1W 1M 6m 1Y 3Y

Recent research

on market

Date	Headline	Download 
2024/05/03	 Week Ahead	
2024/05/02	 FX markets reflect uncertain interest rate outlook	
2024/04/30	 Credit Markets Weekly	
2024/04/26	 Week Ahead	
2024/04/26	 Global Equity Ratings	

Futures and Options

Related Futures -

Related Options -

Details

2024/05/03 18:05:02

Price

1,173.13 EUR

Difference



0.06% (0.71)

General attributes

ISIN NL0000249142

Symbol -

Country Netherlands

Security type Index

Instruments in index 25

Market data

Open 1,170.95 EUR

High 1,175.92 EUR

Low 1,167.13 EUR

Close (prev. day) 1,172.42 EUR

Trading volume (m) -

Volume (pcs) -

Performance and Risk

	6m	1Y	3Y
Perf (%)	-3.88%	-7.11%	-13.60%
Perf (abs.)	-47.38	-89.84	-184.73
Beta	-	-	-
Volatility	15.29	14.41	16.76



5Y

Information about previous performance does not guarantee future performance.

Source: FactSet

Price data

Ø price 5 days Ø volume 5 days (pcs.)	1,185.94 EUR (0)
Ø price 30 days Ø volume 30 days (pcs.)	1,216.33 EUR (0)
Ø price 100 days Ø volume 100 days (pcs.)	1,206.74 EUR (0)
Ø price 250 days Ø volume 250 days (pcs.)	1,233.81 EUR (0)
YTD High date	1,265.78 EUR (2024/04/10)
YTD Low date	1,153.21 EUR (2024/05/02)
52 Weeks High date	1,335.27 EUR (2023/07/31)
52 Weeks Low date	1,133.73 EUR (2023/10/25)

Composition

Name  ISIN	Price	Diff %  Diff +/-	Performance 	Date Time	Turnover Pc.  Turnover Money 
ACCSYS TECHNOLOGIES PLC GB00BQQFX454	0.664	-0.90% -0.01		24/05/03 17:35:13	86,937 58,268.00
ACOMO NV NL0000313286	17.58	-0.57% -0.10		24/05/03 17:35:00	16,048 282,394.00
AVANTIUM NV NL0012047823	2.57	2.39% 0.06	█	24/05/03 17:35:04	399,011 1,022,303.00
AZERION GROUP N.V. EUR0.01 NL00150006Z9	1.734	-0.34% -0.01		24/05/03 17:35:17	58,817 102,514.00
B&S GROUP SA EUR0.06 LU1789205884	5.00	-0.79% -0.04		24/05/03 17:35:23	108,176 537,943.00
BRUNEL INTERNATIONAL N.V. NL0010776944	10.64	3.91% 0.40	█	24/05/03 17:35:42	387,569 4,109,369.00
CM.COM NV NL0012747059	6.55	-2.24% -0.15		24/05/03 17:35:22	22,240 146,741.00
EBUSCO HOLDING BV NL0015000CZ2	2.942	2.29% 0.07	█	24/05/03 17:35:10	83,098 243,236.00
FASTNED B.V. NL0013654809	23.35	0.65% 0.15		24/05/03 17:35:09	13,258 306,870.00
FORFARMERS N.V. NL0011832811	2.575	-1.15% -0.03		24/05/03 17:35:25	109,003 283,035.00
KENDRION NV NL0000852531	12.72	-2.75% -0.36		24/05/03 17:35:15	34,618 445,061.00
KONINKLIJKE BAM GROEP N.V... NL0000337319	3.39	-0.82% -0.03		24/05/03 17:35:23	2,640,209 8,928,999.00
KONINKLIJKE HEIJM NL0009269109	16.52	-0.12% -0.02		24/05/03 17:35:03	237,478 3,917,926.00
NEDAP NED. APPARATENFABRI... NL0000371243	62.20	0.32% 0.20		24/05/03 17:35:07	1,783 110,355.00
NSI N.V. NL0012365084	17.98	1.47% 0.26	█	24/05/03 17:35:18	50,876 913,716.00
NX FILTRATION N.V. EUR0.01 NL0015000D50	3.685	0.82% 0.03		24/05/03 17:35:07	62,526 230,415.00
PHARMING GROUP N.V. NL0010391025	0.8985	0.06% 0.00		24/05/03 17:35:23	4,659,264 4,216,776.00
POSTNL N.V. NL0009739416	1.242	1.89% 0.02	█	24/05/03 17:35:26	2,044,944 2,526,690.00
RENEWI PLC GB00BNR4T868	6.73	0.60% 0.04		24/05/03 17:35:07	43,600 292,391.00
SIF HOLDING N.V. NL0011660485	10.16	0.20% 0.02		24/05/03 17:35:03	5,454 55,275.00
SLIGRO FOOD GROUP N.V. NL0000817179	14.20	-0.42% -0.06		24/05/03 17:35:16	19,858 282,879.00
TOMTOM NV NL0013332471	5.605	-0.27% -0.02		24/05/03 17:35:15	375,660 2,115,430.00
VASTNED RETAIL N.V. NL0000288918	21.60	2.86% 0.60	█	24/05/03 17:35:00	16,766 358,658.00
VIVORYON THERAPEUTICS AG NL00150002Q7	0.761	7.18% 0.05	█	24/05/03 17:35:14	581,618 442,957.00
WERELDHAVE NL0000289213	13.50	1.66% 0.22	█	24/05/03 17:35:25	115,463 1,552,704.00