

AMSTERDAM SMALL CAP INDEX

ISIN: NL0000249142 WKN: -

Overview

2024/05/03 11:21:15

Price

1,170.33 EURDifference  -0.18% (-2.09)

General attributes

ISIN NL0000249142

Symbol -

Country Netherlands

Instruments in index 25

Type of index -

Security type Index

Market data

Open 1,170.95 EUR

High 1,175.03 EUR

Low 1,169.44 EUR

Close (prev. day) 1,172.42 EUR

Trading volume (m) -

Volume (pcs) -

Top 5

Name 	Price	+ - (%) 	Trend 
VIVORYON T...	0.766	+7.89	
BRUNEL INT...	10.54	+2.93	
AVANTIUM N...	2.56	+1.99	
PHARMING G...	0.912	+1.56	
NSI N.V.	17.90	+1.02	

Intraday 1W 1M 6m 1Y 3Y

Flop 5

Name 	Price	+ - (%) 	Trend 
B&S GROUP ...	4.95	-1.79	
KONINKLIJK...	3.37	-1.40	
KENDRION N...	12.94	-1.07	
CM.COM NV	6.63	-1.04	
ACOMO NV	17.60	-0.45	

Intraday 1W 1M 6m 1Y 3Y

5Y












Information about previous performance does not guarantee future performance.

Source: FactSet

Recent research

on market

Date	Headline	Download
2024/05/02	 FX markets reflect uncertain interest rate outlook	
2024/04/30	 Credit Markets Weekly	
2024/04/26	 Week Ahead	
2024/04/26	 Global Equity Ratings	
2024/04/24	 Credit Markets Weekly	

Futures and Options

Related Futures -

Related Options -

Details

2024/05/03 11:21:15

Price

1,170.33 EUR

Difference

**-0.18%** (-2.09)

General attributes

ISIN NL0000249142

Symbol -

Country Netherlands

Security type Index

Instruments in index 25

Market data

Open 1,170.95 EUR

High 1,175.03 EUR

Low 1,169.44 EUR

Close (prev. day) 1,172.42 EUR

Trading volume (m) -

Volume (pcs) -

Performance and Risk

	6m	1Y	3Y
Perf (%)	-3.48%	-7.14%	-13.03%
Perf (abs.)	-42.33	-90.08	-175.71
Beta	-	-	-
Volatility	15.57	14.42	16.79



Information about previous performance does not guarantee future performance.

Source: FactSet

Price data

Ø price 5 days Ø volume 5 days (pcs.)	1,192.03 EUR (0)
Ø price 30 days Ø volume 30 days (pcs.)	1,216.26 EUR (0)
Ø price 100 days Ø volume 100 days (pcs.)	1,206.95 EUR (0)
Ø price 250 days Ø volume 250 days (pcs.)	1,234.29 EUR (0)
YTD High date	1,265.78 EUR (2024/04/10)
YTD Low date	1,153.21 EUR (2024/05/02)
52 Weeks High date	1,335.27 EUR (2023/07/31)
52 Weeks Low date	1,133.73 EUR (2023/10/25)

Composition

Name  ISIN	Price	Diff %  Diff +/-	Performance 	Date Time	Turnover Pc.  Turnover Money 
ACCSYS TECHNOLOGIES PLC GB00BQQFX454	0.673	0.45% 0.00		24/05/03 11:20:17	31,455 21,203.00
ACOMO NV NL0000313286	17.60	-0.45% -0.08		24/05/03 11:15:32	4,423 77,985.00
AVANTIUM NV NL0012047823	2.56	1.99% 0.05		24/05/03 11:18:22	82,673 211,763.00
AZERION GROUP N.V. EUR0.01 NL00150006Z9	1.74	0.00% 0.00		24/05/03 11:20:50	24,856 43,286.00
B&S GROUP SA EUR0.06 LU1789205884	4.95	-1.79% -0.09		24/05/03 11:18:50	22,434 111,149.00
BRUNEL INTERNATIONAL N.V. NL0010776944	10.54	2.93% 0.30		24/05/03 11:17:25	157,104 1,650,246.00
CM.COM NV NL0012747059	6.63	-1.04% -0.07		24/05/03 11:19:51	1,811 12,001.00
EBUSCO HOLDING BV NL0015000CZ2	2.894	0.63% 0.02		24/05/03 11:19:46	13,173 38,167.00
FASTNED B.V. NL0013654809	23.10	-0.43% -0.10		24/05/03 11:21:09	3,872 89,585.00
FORFARMERS N.V. NL0011832811	2.60	-0.19% -0.01		24/05/03 10:42:34	35,656 92,850.00
KENDRION NV NL0000852531	12.94	-1.07% -0.14		24/05/03 11:19:06	7,655 99,829.00
KONINKLIJKE BAM GROEP N.V... NL0000337319	3.37	-1.40% -0.05		24/05/03 11:20:35	701,494 2,400,337.00
KONINKLIJKE HEIJM NL0009269109	16.58	0.24% 0.04		24/05/03 11:19:42	91,814 1,519,689.00
NEDAP NED. APPARATENFABRI... NL0000371243	61.80	-0.32% -0.20		24/05/03 11:18:19	656 40,647.00
NSI N.V. NL0012365084	17.90	1.02% 0.18		24/05/03 11:13:12	2,843 50,838.00
NX FILTRATION N.V. EUR0.01 NL0015000D50	3.655	0.00% 0.00		24/05/03 11:20:15	21,000 77,269.00
PHARMING GROUP N.V. NL0010391025	0.912	1.56% 0.01		24/05/03 11:21:04	1,737,827 1,577,404.00
POSTNL N.V. NL0009739416	1.228	0.74% 0.01		24/05/03 11:16:59	418,755 514,297.00
RENEWI PLC GB00BNR4T868	6.68	-0.15% -0.01		24/05/03 11:16:29	15,745 105,108.00
SIF HOLDING N.V. NL0011660485	10.12	-0.20% -0.02		24/05/03 10:57:51	1,942 19,680.00
SLIGRO FOOD GROUP N.V. NL0000817179	14.26	0.00% 0.00		24/05/03 11:10:11	3,398 48,267.00
TOMTOM NV NL0013332471	5.605	-0.27% -0.02		24/05/03 11:20:51	108,498 609,837.00
VASTNED RETAIL N.V. NL0000288918	21.05	0.24% 0.05		24/05/03 10:20:35	678 14,201.00
VIVORYON THERAPEUTICS AG NL00150002Q7	0.766	7.89% 0.06		24/05/03 11:15:40	138,320 101,737.00
WERELDHAVE NL0000289213	13.38	0.75% 0.10		24/05/03 10:59:50	30,025 401,129.00