

## AMSTERDAM MIDKAP INDEX (AMX)

ISIN: NL0000249274 WKN: -

## Overview

2024/11/11 18:05:01

Price

875.62 EUR

Difference  0.95% (8.26)

## General attributes

ISIN NL0000249274

Symbol -

Country Netherlands

Instruments in index 25

Type of index -

Security type Index

## Market data

Open 869.98 EUR

High 877.98 EUR

Low 869.98 EUR

Close (prev. day) 867.36 EUR

Trading volume (m) 8,200,495

Volume (pcs) 135,149,541

5Y



Information about previous performance does not guarantee future performance.

Source: FactSet

## Top 5

Name 	Price	+ - (%) 	Trend 
GALAPAGOS ...	26.24	+4.46 	
ALFEN NV E...	12.185	+4.15 	
VAN LANSCH...	43.15	+3.23 	
ARCADIS N...	66.85	+2.69 	
AALBERTS N...	35.80	+1.94 	

Intraday 1W 1M 6m 1Y 3Y





## Flop 5

Name 	Price	+ - (%) 	Trend 
INPOST SA	17.33	-0.86 	
WAREHOUSES...	21.02	-0.85 	
FUGRO N.V.	16.65	-0.66 	
JDE PEET'S...	18.76	-0.48 	
EUROCOMMER...	23.40	-0.21 	

Intraday 1W 1M 6m 1Y 3Y

## Recent research

on market

Date	Headline	Download 
2024/11/08	 Week Ahead 	
2024/11/07	 Outlook for the markets under Trump 2.0 	
2024/11/06	 Credit Markets Weekly 	
2024/10/30	 Credit Markets Weekly 	
2024/10/29	 Global Equity Ratings 	

**Futures and Options**

**Related Futures** -

**Related Options** -

## Details

2024/11/11 18:05:01

Price

**875.62** EUR

Difference



0.95% (8.26)

## General attributes

ISIN NL0000249274

Symbol -

Country Netherlands

Security type Index

Instruments in index 25

## Market data

Open 869.98 EUR

High 877.98 EUR

Low 869.98 EUR

Close (prev. day) 867.36 EUR

Trading volume (m) 8,200,495

Volume (pcs) 135,149,541

## Performance and Risk

	6m	1Y	3Y
Perf (%)	-6.57%	+6.33%	-19.07%
Perf (abs.)	-61.61	+52.12	-206.35
Beta	-	-	-
Volatility	13.94	13.92	17.78


























Information about previous performance does not guarantee future performance.

Source: FactSet

## Price data

Ø price 5 days   Ø volume 5 days (pcs.)	866.56 EUR (10,446,654)
Ø price 30 days   Ø volume 30 days (pcs.)	889.36 EUR (8,886,383)
Ø price 100 days   Ø volume 100 days (pcs.)	883.57 EUR (7,792,311)
Ø price 250 days   Ø volume 250 days (pcs.)	897.52 EUR (8,503,021)
YTD High   date	966.61 EUR (2024/05/15)
YTD Low   date	824.00 EUR (2024/08/05)
52 Weeks High   date	966.61 EUR (2024/05/15)
52 Weeks Low   date	824.00 EUR (2024/08/05)

## Composition

Name  ISIN	Price	Diff %  Diff +/-	Performance 	Date Time	Turnover Pc.  Turnover Money 
AALBERTS N.V. NL0000852564	35.80	1.94% 0.68		24/11/11 17:35:00	132,226 4,730,601.00
AIR FRANCE-KLM SA FR001400J770	7.826	0.59% 0.05		24/11/11 17:35:24	1,209,430 9,454,243.00
ALFEN NV EUR0.10 NL0012817175	12.185	4.15% 0.49		24/11/11 17:35:27	849,049 10,392,959.00
ALLFUNDS GROUP PLC EUR0.0... GB00BNTJ3546	5.52	0.36% 0.02		24/11/11 17:35:01	305,897 1,687,439.00
AMG CRITICAL MATERIALS NV NL0000888691	15.27	0.39% 0.06		24/11/11 17:35:26	231,808 3,592,907.00
APERAM S.A. LU0569974404	27.34	1.79% 0.48		24/11/11 17:35:12	206,057 5,637,520.00
ARCADIS N.V. NL0006237562	66.85	2.69% 1.75		24/11/11 17:35:17	141,262 9,416,505.00
BASIC-FIT N.V. NL0011872650	23.14	1.40% 0.32		24/11/11 17:35:06	175,645 4,073,633.00
CORBION N.V. NL0010583399	22.74	1.70% 0.38		24/11/11 17:35:10	56,774 1,290,199.00
CTP N.V EUR0.16 NL00150006R6	14.92	1.50% 0.22		24/11/11 17:35:05	140,257 2,086,711.00
EUROCOMMERCIAL PROPERTIES... NL0015000K93	23.40	-0.21% -0.05		24/11/11 17:35:25	46,648 1,092,463.00
FAGRON N.V. BE0003874915	19.22	1.37% 0.26		24/11/11 17:35:15	45,735 877,300.00
FLOW TRADERS N.V. BMG3602E1084	21.60	0.47% 0.10		24/11/11 17:35:22	142,367 3,081,829.00
FUGRO N.V. NL00150003E1	16.65	-0.66% -0.11		24/11/11 17:36:04	523,223 8,783,704.00
GALAPAGOS N.V. BE0003818359	26.24	4.46% 1.12		24/11/11 17:35:23	69,645 1,802,170.00
INPOST SA LU2290522684	17.33	-0.86% -0.15		24/11/11 17:35:29	557,900 9,684,039.00
JDE PEET'S N.V. NL0014332678	18.76	-0.48% -0.09		24/11/11 17:35:01	222,357 4,179,568.00
JUST EAT TAKEAWAY.COM NV NL0012015705	11.50	1.81% 0.21		24/11/11 17:35:21	1,290,825 14,716,971.00
KONINKLIJKE VOPAK N.V. NL0009432491	43.44	0.84% 0.36		24/11/11 17:35:24	155,640 6,758,817.00
OCI N.V. NL0010558797	10.755	0.51% 0.06		24/11/11 17:38:51	578,283 6,227,552.00
SBM OFFSHORE N.V. NL0000360618	17.93	0.67% 0.12		24/11/11 17:38:04	368,854 6,613,901.00
SIGNIFY N.V. NL0011821392	22.06	1.75% 0.38		24/11/11 17:35:20	288,892 6,344,713.00
TKH GROUP NV CVA NL0000852523	36.66	0.44% 0.16		24/11/11 17:35:01	100,214 3,273,539.00
VAN LANSCHOT KEMPEN NV NL0000302636	43.15	3.23% 1.35		24/11/11 17:35:25	62,514 2,674,979.00
WAREHOUSES DE PAUW S.C.A. BE0974349814	21.02	-0.85% -0.18		24/11/11 17:35:18	294,408 6,196,850.00