


IMPERIAL OIL LTD.

ISIN: CA4530384086 WKN: 453038408

Overview

2024/09/17 22:00:00		
Price	67.28 USD	
Difference		0.34% (0.23)

General attributes	
ISIN	CA4530384086
Symbol	IMO
Exchange	NYSE MKT
Currency	USD
Sector	Energy / Commodities
Security type	Stock
Market cap (m)	32,419 EUR
Benchmark	S&P/TSX 60 INDEX

Market data	
Bid (Bid size)	65.50 USD (100)
Ask (Ask size)	75.00 USD (100)
Open	66.96 USD
High	67.69 USD
Low	66.85 USD
Close (prev. day)	67.05 USD
VWAP	67.262053 USD
Volume (pcs)	485,582
Trading volume	32,663,514.95
Number of trades	5,848
Last size	-











Futures and Options	
Related Futures	-
Related Options	-

PDF Downloads	
Company report: IMPERIAL OIL LTD. 	




Information about previous performance does not guarantee future performance.
Source: FactSet

Recent research

on instrument		on sector	
Date		Headline	Download
2024/09/11		Global Equity Ratings	
2024/09/05		Global Equity Ratings	
2024/08/12		Global Equity Ratings	
2024/07/24		Global Equity Ratings	
2024/07/12		Global Equity Ratings	

Details

2024/09/17 22:00:00		
Price	67.28 USD	
Difference		0.34% (0.23)

General attributes	
ISIN	CA4530384086
Symbol	IMO
Exchange	NYSE MKT
Currency	USD
Sector	Energy / Commodities
Security type	Stock
Market cap (m)	32,419 EUR
Benchmark	S&P/TSX 60 INDEX

Market data	
Bid (Bid size)	65.50 USD (100)
Ask (Ask size)	75.00 USD (100)
Open	66.96 USD
High	67.69 USD
Low	66.85 USD
Close (prev. day)	67.05 USD
VWAP	67.262053 USD
Volume (pcs)	485,582
Trading volume	32,663,514.95
Number of trades	5,848
Last size	-

Performance and Risk			
	6m	1Y	3Y
Perf (%)	-0.31%	+13.88%	+148.08%
Perf (abs.)	-0.21	+8.20	+40.16
Beta	-	-	-
Volatility	25.57	26.12	33.80



Information about previous performance does not guarantee future performance.
Source: FactSet

Price data	
Ø price 5 days Ø volume 5 days (pcs.)	66.46 USD (439,467)
Ø price 30 days Ø volume 30 days (pcs.)	72.18 USD (390,586)
Ø price 100 days Ø volume 100 days (pcs.)	69.66 USD (369,150)
Ø price 250 days Ø volume 250 days (pcs.)	64.27 USD (436,216)
YTD High date	77.70 USD (2024/08/26)
YTD Low date	54.58 USD (2024/01/17)
52 Weeks High date	77.70 USD (2024/08/26)
52 Weeks Low date	52.98 USD (2023/12/12)

All listings for IMPERIAL OIL LTD.					
Exchange 	Date	Time	Price	Trading volume (mio.)	Number of trades
Tradegate	2024/09/17	22:02	60.50 EUR	0.00	1
Toronto Stock Exchange	2024/09/17	22:16	91.48 CAD	73.37	4,740
Stuttgart	2024/09/18	13:33	59.78 EUR	0.00	3
NYSE MKT	2024/09/17	22:00	67.28 USD	32.66	5,848
Munich	2024/09/17	08:03	60.04 EUR	0.00	1

	18						
Hamburg	2024/09/18	08:01	59.94	EUR	0.00		1
Frankfurt	2024/09/18	08:09	59.90	EUR	0.00		1
Duesseldorf	2024/09/18	12:31	59.56	EUR	0.00		3
Berlin	2024/09/18	08:03	59.82	EUR	0.00		1

Company profile

Company Logo



Contact Details

IMPERIAL OIL LTD.

--

505 Quarry Park Boulevard SE - T2C 5N1
Calgary

Telefon: +1-800-567-3776

Fax: +

E-mail: -

PDF Downloads

Company report: IMPERIAL OIL LTD.



Company Profile

Imperial Oil Ltd. engages in the exploration, production, and sale of crude oil and natural gas. It operates through the following business segments: Upstream, Downstream, Chemical, and Corporate and Other. The Upstream segment includes the exploration and production of crude oil, natural gas, synthetic oil, and bitumen. The Downstream segment focuses on refining crude oil into petroleum products. The Chemical segment manufactures and markets hydrocarbon-based chemicals and chemical products. The Corporate and Other segment covers assets and liabilities that do not specifically relate to business segments. The company was founded on September 8, 1880 and is headquartered in Calgary, Canada.

Members of Management Board

Brad Corson Chairman of Managing Board

Daniel Lyons Member of Executive Committee

Ian Laing Member of Executive Committee

Jon Wetmore Member of Executive Committee

Kitty Lee Member of Executive Committee

Sherri Evers Member of Executive Committee

Simon Younger Member of Executive Committee

Board of directors

David Cornhill Member of Supervisory Board

Gary Goldberg Member of Supervisory Board

John Floren Member of Supervisory Board

Miranda Hubbs Member of Supervisory Board

Neil Hansen Member of Supervisory Board

Sharon Driscoll Member of Supervisory Board