

ENPHASE ENERGY INC.

ISIN: **US29355A1079** WKN:
29355A107

Overview

2022/05/24 21:40:45

Price

152.22 EUR

Difference  -4.06% (-6.44)

General attributes

ISIN	US29355A1079
Symbol	ENPH
Exchange	Tradegate
Currency	EUR
Sector	Other
Security type	Stock
Market cap (m)	21,431 EUR
Benchmark	S&P 500

Market data

Bid (Bid size)	150.78 EUR (79)
Ask (Ask size)	152.08 EUR (78)
Open	153.98 EUR
High	156.94 EUR
Low	148.40 EUR
Close (prev. day)	158.66 EUR
VWAP	154.43021 EUR
Volume (pcs)	1,902
Trading volume	293,695.96
Number of trades	60
Last size	-

Futures and Options

Related Futures	-
Related Options	-

PDF Downloads








Company report: ENPHASE ENERGY INC. 

5Y



Information about previous performance does not guarantee future performance.
Source: FactSet

Recent research

on sector		on market	
Date		Headline	Download
2022/05/04		Global Equity Ratings	
2022/04/27		České shrnutí reportu na CTP	
2022/04/27		Global Equity Ratings	
2022/04/14		Global Equity Ratings	
2022/03/29		Global Equity Ratings	

Details

2022/05/24 21:40:45

Price

152.22 EUR

Difference  -4.06% (-6.44)

General attributes

ISIN	US29355A1079
Symbol	ENPH
Exchange	Tradegate
Currency	EUR
Sector	Other
Security type	Stock
Market cap (m)	21,431 EUR
Benchmark	S&P 500

Market data

Bid (Bid size)	150.78 EUR (79)
Ask (Ask size)	152.08 EUR (78)
Open	153.98 EUR
High	156.94 EUR
Low	148.40 EUR
Close (prev. day)	158.66 EUR
VWAP	154.43021 EUR
Volume (pcs)	1,902
Trading volume	293,695.96
Number of trades	60
Last size	-

Performance and Risk

	6m	1Y	3Y
Perf (%)	-28.72%	+35.89%	+1,107.64%
Perf (abs.)	-63.94	+41.90	+145.52
Beta	2.04	1.87	1.62
Volatility	78.23	67.47	83.22

5Y



Information about previous performance does not guarantee future performance.
Source: FactSet

Price data

Ø price 5 days Ø volume 5 days (pcs.)	154.72 EUR (3,839)
Ø price 30 days Ø volume 30 days (pcs.)	157.58 EUR (4,531)
Ø price 100 days Ø volume 100 days (pcs.)	147.89 EUR (5,441)
Ø price 250 days Ø volume 250 days (pcs.)	154.92 EUR (3,914)
YTD High date	199.98 EUR (2022/04/05)
YTD Low date	100.34 EUR (2022/01/24)
52 Weeks High date	250.05 EUR (2021/11/22)
52 Weeks Low date	100.34 EUR (2022/01/24)

All listings for ENPHASE ENERGY INC.

Exchange 	Date	Time	Price	Trading volume (mio.)	Number of trades
Tradegate	2022/05/24	21:40	152.22 EUR	0.29	59
Stuttgart	2022/05/24	20:30	151.66 EUR	0.02	4
Nasdaq	2022/05/24	21:50	163.16 USD	261.80	33,109
Munich	2022/05/24	08:02	153.50 EUR	0.00	1
London Stock	2022/04/	16:48	155.95 USD	0.02	1

Exchange	25						
Hanover	2022/05/ 24	08:08	154.80	EUR	0.00		1
Frankfurt	2022/05/ 24	11:44	157.16	EUR	0.00		3
Duesseldorf	2022/05/ 24	19:30	152.22	EUR	0.00		12
Berlin	2022/05/ 24	08:02	153.50	EUR	0.00		1

Company profile

Company Logo



Contact Details

ENPHASE ENERGY INC.

--

47281 Bayside Parkway - 94538-6517
Fremont

Telefon: 1-877-774-7000

Fax: -

E-mail: -

PDF Downloads

Company report: ENPHASE ENERGY INC. 

Company Profile

Enphase Energy, Inc. engages in the design, development, manufacture and sale of micro inverter systems for the solar photovoltaic industry. Its products include IQ 7 Microinverter Series, IQ Battery, IQ Envoy, IQ Microinverter Accessories, IQ Envoy Accessories and Enlighten & Apps. The company was founded by Raghuvveer R. Belur and Martin Fornage in March 2006 and is headquartered in Fremont, CA.

Members of Management Board

Thurman Rodgers Member of Board of Directors

Ben Kortlang Member of Board of Directors

Jamie Haenggi Member of Board of Directors

Joseph I. Malchow Member of Board of Directors

Richard Mora Member of Board of Directors

Steven Gomo Member of Board of Directors

Badri Kothandaraman Chairman of Managing Board

Dave Ranhoff Member of Executive Committee

Eric Branderiz Member of Executive Committee

Jeff McNeil Member of Executive Committee

Mandy Yang Member of Executive Committee

Martin Fornage Member of Executive Committee

Raghu Belur Member of Executive Committee