

## ZENTEK LTD.

ISIN: CA98942X1024

WKN: -

## Overview

2024/09/13 08:02:30

Price  
0.78 EURDifference  6.12% (0.05)

## General attributes

ISIN CA98942X1024

Symbol ZEN

Exchange Frankfurt

Currency EUR

Sector Chemical / Pharmaceutical / Health

Security type Stock

Market cap (m) 80 EUR

Benchmark S&amp;P/TSX 60 INDEX

## Market data

Bid (Bid size) -

Ask (Ask size) -

Open 0.78 EUR

High 0.78 EUR

Low 0.78 EUR

Close (prev. day) 0.735 EUR

VWAP 0.735 EUR

Volume (pcs) 0

Trading volume 0.00

Number of trades 2

Last size 0

## Futures and Options

Related Futures -

Related Options -











5Y



Information about previous performance does not guarantee future performance.  
Source: FactSet

## Recent research

on sector

Date	Headline	Download
2024/09/11	 Global Equity Ratings	
2024/09/05	 Global Equity Ratings	
2024/08/12	 Global Equity Ratings	
2024/07/24	 Global Equity Ratings	
2024/07/12	 Global Equity Ratings	

## Details

2024/09/13 08:02:30

## Price

0.78 EUR

Difference ▲ 6.12% (0.05)

## General attributes

ISIN	CA98942X1024
Symbol	ZEN
Exchange	Frankfurt
Currency	EUR
Sector	Chemical / Pharmaceutical / Health
Security type	Stock
Market cap (m)	80 EUR
Benchmark	S&P/TSX 60 INDEX

## Market data

Bid (Bid size)	-
Ask (Ask size)	-
Open	0.78 EUR
High	0.78 EUR
Low	0.78 EUR
Close (prev. day)	0.735 EUR
VWAP	0.735 EUR
Volume (pcs)	0
Trading volume	0.00
Number of trades	2
Last size	0

## Performance and Risk

	6m	1Y	3Y
Perf (%)	-32.76%	-35.00%	-71.11%
Perf (abs.)	-0.38	-0.42	-1.92
Beta	-	-	-
Volatility	56.18	59.89	71.53

5Y



Information about previous performance does not guarantee future performance.  
Source: FactSet

## Price data

Ø price 5 days   Ø volume 5 days (pcs.)	0.78 EUR (40)
Ø price 30 days   Ø volume 30 days (pcs.)	0.83 EUR (107)
Ø price 100 days   Ø volume 100 days (pcs.)	0.93 EUR (158)
Ø price 250 days   Ø volume 250 days (pcs.)	1.04 EUR (122)
YTD High   date	1.39 EUR (2024/01/09)
YTD Low   date	0.74 EUR (2024/09/12)
52 Weeks High   date	1.39 EUR (2024/01/09)
52 Weeks Low   date	0.74 EUR (2024/09/12)

## All listings for ZENTEK LTD.

Exchange <span>📍</span>	Date	Time	Price	Trading volume (mio.)	Number of trades
Tradegate	2024/09/13	22:02	0.785 EUR	0.00	1
TSX Venture Exchange	2024/09/13	21:59	1.19 CAD	0.11	104
Stuttgart	2024/09/13	20:07	0.785 EUR	0.00	8
Nasdaq	2024/09/13	22:30	0.8701 USD	0.01	75
Munich	2024/09/13	08:03	0.80 EUR	0.00	1

	13					
Frankfurt	2024/09/ 13	08:02	0.78 EUR	0.00		2
Duesseldorf	2024/09/ 13	19:32	0.78 EUR	0.00		7
Berlin	2024/09/ 13	20:22	0.805 EUR	0.00		15

## Company profile

### Company Logo

The logo for Zentek, featuring the word "zentek" in a lowercase, bold, sans-serif font. The letters "zen" are in black, and "tek" is in a vibrant purple color.

### Company Profile

-

### Contact Details

ZENTEK

--

----

Telefon: -

Fax: -

E-mail: -