


GS YUASA CORP.

ISIN: JP3385820000 WKN: 6674

Overview

2024/05/07 08:09:08		
Price	17.80 EUR	
Difference		1.25% (0.22)

General attributes	
ISIN	JP3385820000
Symbol	6674
Exchange	Stuttgart
Currency	EUR
Sector	Automotive
Security type	Stock
Market cap (m)	1,806 EUR
Benchmark	NIKKEI 225










Market data	
Bid (Bid size)	- (0)
Ask (Ask size)	- (0)
Open	17.80 EUR
High	17.80 EUR
Low	17.80 EUR
Close (prev. day)	17.58 EUR
VWAP	-
Volume (pcs)	0
Trading volume	0.00
Number of trades	3
Last size	0

Futures and Options	
Related Futures	-
Related Options	-




Information about previous performance does not guarantee future performance.  
Source: FactSet

Recent research

on sector		on market	
Date		Headline	Download
2024/04/26		Global Equity Ratings	
2024/04/03		Global Equity Ratings	
2024/03/13		Global Equity Ratings	
2024/02/22		Global Equity Ratings	
2024/02/14		Global Equity Ratings	

Details

2024/05/07 08:09:08		
Price	17.80 EUR	
Difference		1.25% (0.22)

General attributes	
ISIN	JP3385820000
Symbol	6674
Exchange	Stuttgart
Currency	EUR
Sector	Automotive
Security type	Stock
Market cap (m)	1,806 EUR
Benchmark	NIKKEI 225

Market data	
Bid (Bid size)	- (0)
Ask (Ask size)	- (0)
Open	17.80 EUR
High	17.80 EUR
Low	17.80 EUR
Close (prev. day)	17.58 EUR
VWAP	-
Volume (pcs)	0
Trading volume	0.00
Number of trades	3
Last size	0

Performance and Risk			
	6m	1Y	3Y
Perf (%)	+15.58%	+12.66%	-20.39%
Perf (abs.)	+2.40	+2.00	-4.56
Beta	0.77	0.86	0.98
Volatility	36.11	31.61	31.90



Information about previous performance does not guarantee future performance.  
Source: FactSet

Price data	
Ø price 5 days   Ø volume 5 days (pcs.)	17.67 EUR (0)
Ø price 30 days   Ø volume 30 days (pcs.)	18.25 EUR (17)
Ø price 100 days   Ø volume 100 days (pcs.)	15.79 EUR (14)
Ø price 250 days   Ø volume 250 days (pcs.)	16.20 EUR (14)
YTD High   date	19.20 EUR (2024/03/27)
YTD Low   date	12.50 EUR (2024/01/02)
52 Weeks High   date	19.20 EUR (2024/03/27)
52 Weeks Low   date	12.40 EUR (2023/12/14)

All listings for GS YUASA CORP.					
Exchange 	Date	Time	Price	Trading volume (mio.)	Number of trades
Tradegate	2024/05/07	22:02	17.91 EUR	0.00	1
Tokyo Stock Exchange	2024/05/07	08:00	2,986.50 JPY	15.99	2,042
Stuttgart	2024/05/07	08:09	17.80 EUR	0.00	3
Munich	2024/05/07	08:06	17.80 EUR	0.00	2
Frankfurt	2024/05/07	08:17	17.71 EUR	0.00	2

	07					
FINRA other OTC Issues	2023/12/28	18:19	14.15 USD	0.01		2
Duesseldorf	2024/05/07	19:31	17.66 EUR	0.00		7
Berlin	2024/05/07	21:05	17.84 EUR	0.00		8

## Company profile

### Company Logo



### Company Profile

-

### Contact Details

GS YUASA

--

1, Inobaba-cho, Nishinosho, Kisshoin,  
Minami-ku - 601-8520 Kyoto

Telefon: 075-312-1211

Fax: -

E-mail: [contact@gs-yuasa.com](mailto:contact@gs-yuasa.com)