

ALIOR BANK S.A.

ISIN: **PLALIOR00045** WKN: -


Overview

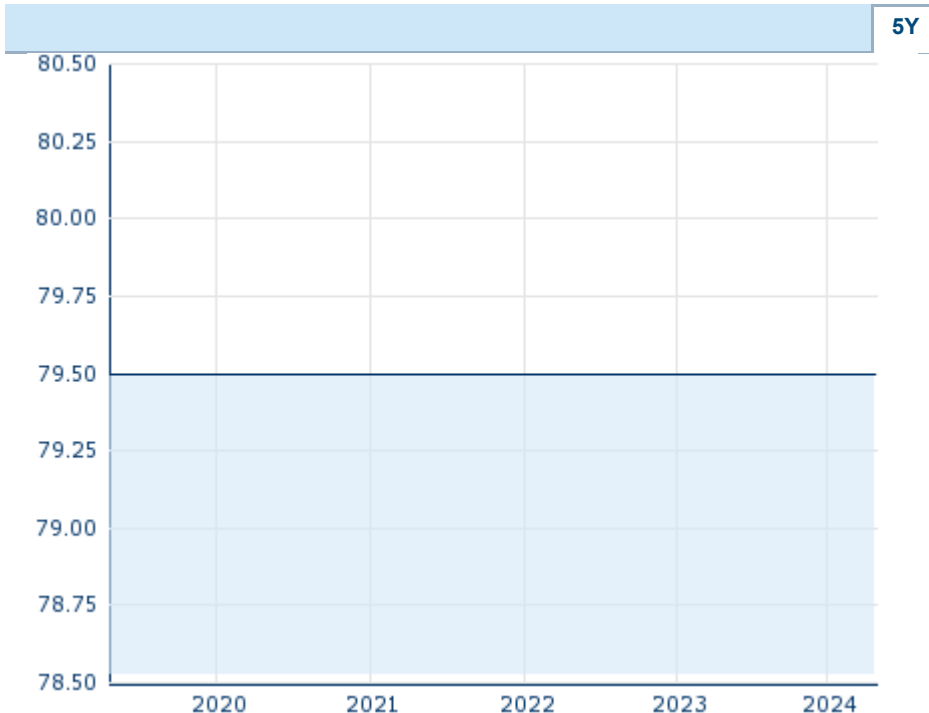
2024/04/26 16:50:00	
Price	79.50 PLN
Difference	0.00% (0.00)

General attributes	
ISIN	PLALIOR00045
Symbol	ALR
Exchange	London Stock Exchange European Trade Reporting
Currency	PLN
Sector	Financial
Security type	Stock
Market cap (m)	3,080 EUR
Benchmark	POLAND WIG 20

Market data	
Bid (Bid size)	-
Ask (Ask size)	-
Open	79.50 PLN
High	79.50 PLN
Low	79.50 PLN
Close (prev. day)	79.50 PLN
VWAP	45.27 PLN
Volume (pcs)	-
Trading volume	-
Number of trades	1
Last size	-

Futures and Options	
Related Futures	-
Related Options	-

PDF Downloads	
Company report: ALIOR BANK S.A.	



Information about previous performance does not guarantee future performance.
Source: FactSet

Recent research

on sector		on market	
Date		Headline	Download
2024/04/26		Global Equity Ratings	
2024/04/26		Akciové trhy - denní zpráva	
2024/04/25		Akciové trhy - denní zpráva	
2024/04/24		Akciové trhy - denní zpráva	
2024/04/23		Akciové trhy - denní zpráva	

Details

2024/04/26 16:50:00

Price

79.50 PLN

Difference ↔ 0.00% (0.00)

General attributes

ISIN	PLALIOR00045
Symbol	ALR
Exchange	London Stock Exchange European Trade Reporting
Currency	PLN
Sector	Financial
Security type	Stock
Market cap (m)	3,080 EUR
Benchmark	POLAND WIG 20

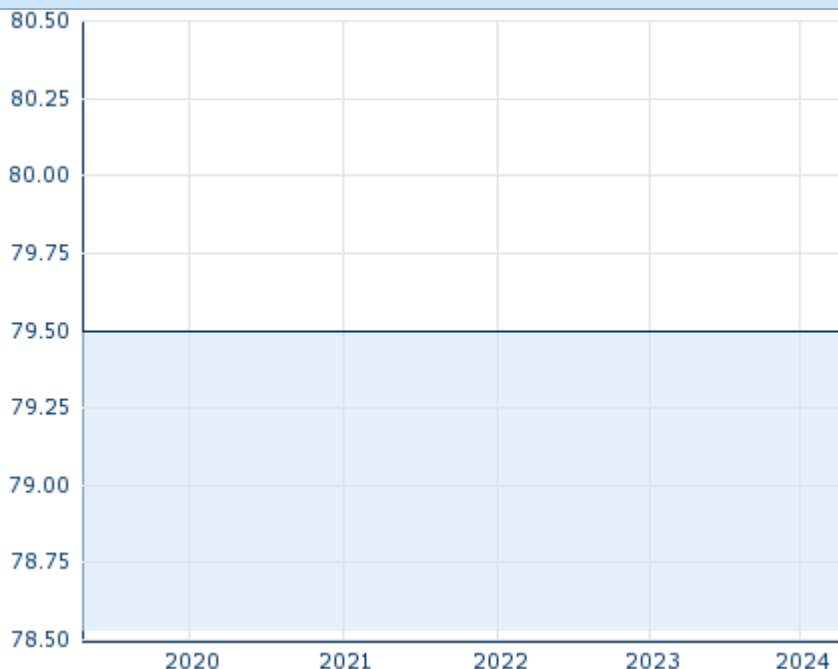
Market data

Bid (Bid size)	-
Ask (Ask size)	-
Open	79.50 PLN
High	79.50 PLN
Low	79.50 PLN
Close (prev. day)	79.50 PLN
VWAP	45.27 PLN
Volume (pcs)	-
Trading volume	-
Number of trades	1
Last size	-

Performance and Risk

	6m	1Y	3Y
Perf (%)	+0.00%	+0.00%	+0.00%
Perf (abs.)	+0.00	+0.00	+0.00
Beta	1.07	1.25	1.34
Volatility	0.00	0.00	0.00

5Y



Information about previous performance does not guarantee future performance.
Source: FactSet

Price data

Ø price 5 days Ø volume 5 days (pcs.)	79.50 PLN (0)
Ø price 30 days Ø volume 30 days (pcs.)	79.50 PLN (0)
Ø price 100 days Ø volume 100 days (pcs.)	79.50 PLN (0)
Ø price 250 days Ø volume 250 days (pcs.)	79.50 PLN (0)
YTD High date	79.50 PLN (2024/01/02)
YTD Low date	79.50 PLN (2024/01/02)
52 Weeks High date	79.50 PLN (2023/04/27)
52 Weeks Low date	79.50 PLN (2023/04/27)

All listings for ALIOR BANK S.A.

Exchange ↕	Date	Time	Price	Trading volume (mio.)	Number of trades
Stuttgart	2024/04/26	16:15	22.31 EUR	0.00	8
Munich	2024/04/26	08:11	24.00 EUR	0.00	1
London Stock Exchange European Trade Reporting	2024/04/26	16:50	79.50 PLN	0.00	1
Frankfurt	2024/04/26	08:03	23.44 EUR	0.00	2
Duesseldorf	2024/	19:31	23.33 EUR	0.00	7

	04/26					
Berlin	2024/ 04/26	08:11	23.45	EUR	0.00	2

Company profile

Company Logo

Contact Details

ALIOR BANK SA

--

ul. Lopuszanska 38D - 02-232 Warschau

Telefon: +

Fax: +

E-mail: kontakt@alior.pl

PDF Downloads

Company report: ALIOR BANK S.A.



Company Profile

Alior Bank SA engages in the provision of banking and financial services. It operates through the following segments: Retail, Business, and Treasury. The Retail segment offers banking products for individuals. The Business segment provides financial services for business entities. The Treasury segment manages liquidity and foreign exchange activities of the bank. The company was founded on April 18, 2008, and is headquartered in Warsaw, Poland.

Members of Management Board

Grzegorz Olszewski	Chairman of Managing Board
Radomir Gibala	Member of Executive Committee
Rafal Litwinczuk	Member of Executive Committee
Damian Marcin Dominczak	Member of Executive Committee
Dominik Prokop	Member of Executive Committee
Jacek Polanczyk	Member of Executive Committee
Pawel Broniewski	Member of Executive Committee
Pawel Tymczyszyn	Member of Executive Committee
Szymon Kaminski	Member of Executive Committee
Tomasz Miklas	Member of Executive Committee

Board of directors

Ernest Bejda	Chairman of Supervisory Board
Dominik Witek	Member of Supervisory Board
Jacek Kij	Member of Supervisory Board
Malgorzata Erlich-Smurzynska	Member of Supervisory Board
Marek Pietrzak	Member of Supervisory Board
Pawel Wojciech Knop	Member of Supervisory Board