

BUMIX FUTURES (MIX) - BUD/C1

2018/02/25 03:24:53

Price
4,252.50 HUF

Difference  180.69% (2,737.50)

General attributes

Symbol	MIXC1
Exchange	Budapest Stock Exchange
Currency	HUF
Security type	Future
Underlying	BUDAPEST STOCK EXCHANGE MID- AND SMALLCAP SHARE INDEX
Maturity	06-2024
Contract size	100

Market data

Bid (Bid size)	3,172.00 HUF (10)
Ask (Ask size)	- HUF (-)
Open	4,252.50 HUF
High	4,252.50 HUF
Low	4,252.50 HUF
Close (prev. day)	1,515.00 HUF
Underlying	BUDAPEST STOCK EXCHANGE MID- AND SMALLCAP SHARE INDEX
Underlying price (date)	6,412.15 (24/06/17)
Settlement price (date)	- (-)
Open Interest	0

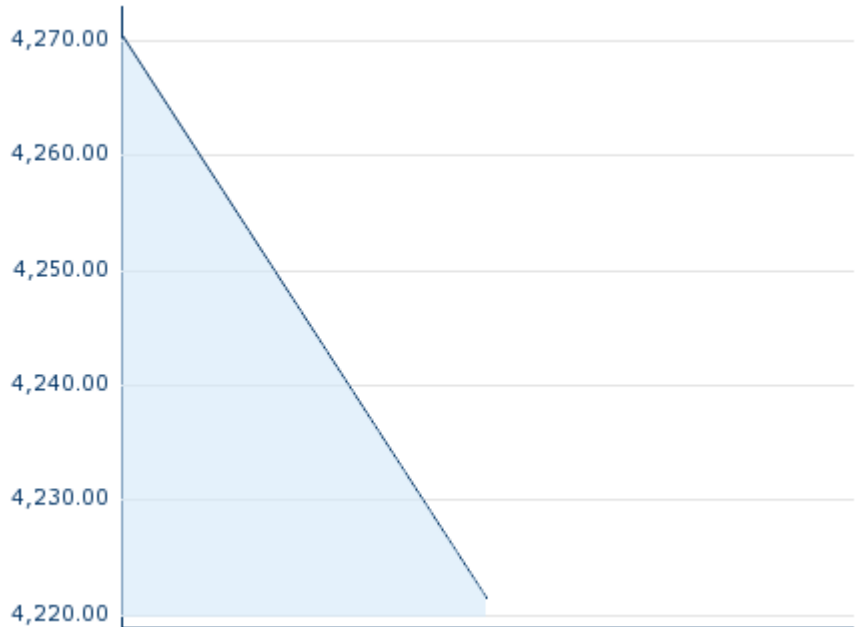
Performance and Risk

	6m	1Y	3Y
Perf (%)	-	-0.73%	+132.53%
Perf (abs.)	-	-31.00	+2,406.00
Beta	-	-	-
Volatility	17.84	17.84	20.28

Futures and Options

Related Futures	-
Related Options	-

5Y












Information about previous performance does not guarantee future performance.
Source: FactSet

Price data

Ø price 5 days Ø volume 5 days (pcs.)	4,249.90 HUF (0)
Ø price 30 days Ø volume 30 days (pcs.)	4,139.12 HUF (0)
Ø price 100 days Ø volume 100 days (pcs.)	3,455.52 HUF (0)
Ø price 250 days Ø volume 250 days (pcs.)	2,702.05 HUF (0)
YTD High date	4,270.50 HUF (2019/08/26)
YTD Low date	4,221.50 HUF (2019/08/27)
52 Weeks High date	4,270.50 HUF (2019/08/26)
52 Weeks Low date	4,221.50 HUF (2019/08/27)

Recent Research

Date	Headline	Download
2024/06/17	 The last cut in Hungary for the time being	
2024/06/13	 Hungary Gradual recovery to continue amid persistent uncertainties	
2024/06/12	 CEE Inflation will remain a key indicator to follow as space for monetary easing has been narrowing in the region	
2024/06/10	 Inflation slightly increased in May	
2024/06/10	 Is Serbia ready to cut? Inflation numbers across CEE	