

BUMIX FUTURES (MIX) - BUD/C4

2018/07/01 04:12:43

Price
4,251.50 HUFDifference  179.15% (2,728.50)

General attributes

Symbol	MIXC4
Exchange	Budapest Stock Exchange
Currency	HUF
Security type	Future
Underlying	BUDAPEST STOCK EXCHANGE MID- AND SMALLCAP SHARE INDEX
Maturity	09-2024
Contract size	100

Market data

Bid (Bid size)	- HUF (-)
Ask (Ask size)	- HUF (-)
Open	4,251.50 HUF
High	4,251.50 HUF
Low	4,251.50 HUF
Close (prev. day)	1,523.00 HUF
Underlying	BUDAPEST STOCK EXCHANGE MID- AND SMALLCAP SHARE INDEX
Underlying price (date)	6,157.44 (24/05/24)
Settlement price (date)	- (-)
Open Interest	0

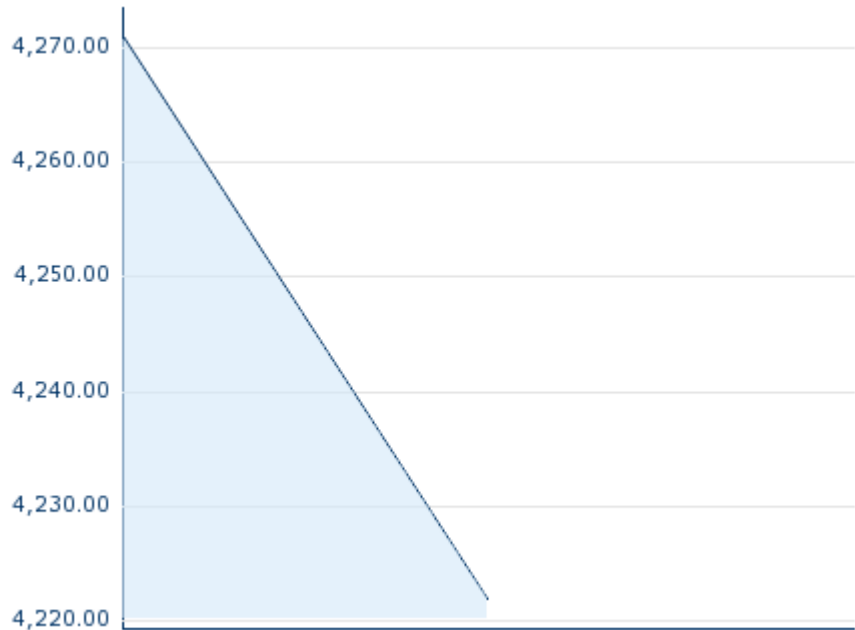
Performance and Risk

	6m	1Y	3Y
Perf (%)	-	-0.69%	+132.30%
Perf (abs.)	-	-29.50	+2,404.50
Beta	-	-	-
Volatility	18.23	18.23	20.16

Futures and Options

Related Futures	-
Related Options	-

5Y












Information about previous performance does not guarantee future performance.
Source: FactSet

Price data

Ø price 5 days Ø volume 5 days (pcs.)	4,249.50 HUF (0)
Ø price 30 days Ø volume 30 days (pcs.)	4,166.28 HUF (0)
Ø price 100 days Ø volume 100 days (pcs.)	3,514.93 HUF (0)
Ø price 250 days Ø volume 250 days (pcs.)	2,739.14 HUF (0)
YTD High date	4,271.00 HUF (2019/08/26)
YTD Low date	4,222.00 HUF (2019/08/27)
52 Weeks High date	4,271.00 HUF (2019/08/26)
52 Weeks Low date	4,222.00 HUF (2019/08/27)

Recent Research

on market		
Date	Headline	Download
2024/05/23	 Corporate Credit Monitor CEE	
2024/05/21	 End of the monetary easing cycle approaching	
2024/05/21	 MNB: 50 bps cut for May	
2024/05/19	 Hungarian central bank to cut rates further	
2024/05/15	 Corporate Credit Monitor CEE	