

## CSPC PHARMACEUTICAL GROUP LTD.

ISIN: **HK1093012172** WKN: -

## Overview

2024/09/17 08:04:35

Price  
0.52 EURDifference  -6.10% (-0.03)

## General attributes

ISIN	HK1093012172
Symbol	1093
Exchange	Frankfurt
Currency	EUR
Sector	Chemical / Pharmaceutical / Health
Security type	Stock
Market cap (m)	6,360 EUR
Benchmark	MSCI WORLD INDEX (STRD, UHD)

## Market data

Bid (Bid size)	-
Ask (Ask size)	-
Open	0.52 EUR
High	0.52 EUR
Low	0.52 EUR
Close (prev. day)	0.5538 EUR
VWAP	0.5538 EUR
Volume (pcs)	0
Trading volume	0.00
Number of trades	2
Last size	0

## Futures and Options










Related Futures	-
Related Options	-

5Y



Information about previous performance does not guarantee future performance.  
Source: FactSet

## Recent research

on sector			
Date		Headline	Download
2024/09/11		Global Equity Ratings	
2024/09/05		Global Equity Ratings	
2024/08/12		Global Equity Ratings	
2024/07/24		Global Equity Ratings	
2024/07/12		Global Equity Ratings	

## Details

2024/09/17 08:04:35

## Price

0.52 EUR

Difference ▼ -6.10% (-0.03)

## General attributes

ISIN HK1093012172

Symbol 1093

Exchange Frankfurt

Currency EUR

Sector Chemical / Pharmaceutical / Health

Security type Stock

Market cap (m) 6,360 EUR

Benchmark MSCI WORLD INDEX (STRD, UHD)

## Market data

Bid (Bid size) -

Ask (Ask size) -

Open 0.52 EUR

High 0.52 EUR

Low 0.52 EUR

Close (prev. day) 0.5538 EUR

VWAP 0.5538 EUR

Volume (pcs) 0

Trading volume 0.00

Number of trades 2

Last size 0

## Performance and Risk

	6m	1Y	3Y
Perf (%)	-32.43%	-24.35%	-48.82%
Perf (abs.)	-0.25	-0.17	-0.50
Beta	-	-	-
Volatility	49.78	53.62	52.76

5Y



Information about previous performance does not guarantee future performance.  
Source: FactSet

## Price data

Ø price 5 days   Ø volume 5 days (pcs.)	0.53 EUR (474)
Ø price 30 days   Ø volume 30 days (pcs.)	0.59 EUR (187)
Ø price 100 days   Ø volume 100 days (pcs.)	0.70 EUR (1,004)
Ø price 250 days   Ø volume 250 days (pcs.)	0.72 EUR (1,556)
YTD High   date	0.83 EUR (2024/01/04)
YTD Low   date	0.51 EUR (2024/09/12)
52 Weeks High   date	0.88 EUR (2023/11/15)
52 Weeks Low   date	0.51 EUR (2024/09/12)

## All listings for CSPC PHARMACEUTICAL GROUP LTD.

Exchange	Date	Time	Price	Trading volume (mio.)	Number of trades
Tradegate	2024/09/17	22:26	0.5416 EUR	0.02	7
Stuttgart	2024/09/17	15:12	0.5462 EUR	0.00	5
Munich	2024/09/17	08:03	0.549 EUR	0.00	1
Hong Kong Stock Exchange	2024/09/17	10:08	4.65 HKD	-	-
Hanover	2024/09/17	17:25	0.535 EUR	0.00	3

	17					
Frankfurt	2024/09/17	08:04	0.52 EUR	0.00		2
FINRA other OTC Issues	2024/09/10	15:40	0.5429 USD	0.02		1
Duesseldorf	2024/09/17	19:30	0.5332 EUR	0.00		6
Berlin	2024/09/17	08:03	0.514 EUR	0.00		3

## Company profile

### Company Logo

#### Contact Details

CSPC PHARMACEUTICAL GROUP LTD.

--

----

Telefon: -

Fax: -

E-mail: -

### Company Profile

-

#### Members of Management Board

CAI Dongchen Chairman of Managing Board

CHAK Kin Man Member of Executive Committee

JIANG Hao Member of Executive Committee

LI Chunlei Member of Executive Committee

PAN Weidong Member of Executive Committee

WANG Huaiyu Member of Executive Committee

WANG Qingxi Member of Executive Committee

WANG Zhenguo Member of Executive Committee

ZHANG Cuilong Member of Executive Committee

#### Board of directors

Dong Chen Cai Chairman of Supervisory Board

Hao Jiang Member of Supervisory Board

Hong Guang Wang Member of Supervisory Board

Qingxi Wang Member of Supervisory Board

Bo Wang Member of Supervisory Board

Cheuk Kin Law Member of Supervisory Board

Chuan Chen Member of Supervisory Board

Chun Kwok Au Member of Supervisory Board

Chun Lei Li Member of Supervisory Board

Huai Yu Wang Member of Supervisory Board

Kin Man Chak Member of Supervisory Board

Quan Li Member of Supervisory Board

Wei Dong Pan Member of Supervisory Board

Zhen Guo Wang Member of Supervisory Board