

## CANADIAN IMPERIAL BK OF COMM.

ISIN: CA1360691010 WKN: 136069101

## Overview

2022/12/06 22:00:01

Price  
43.12 USDDifference  -0.37% (-0.16)

## General attributes

ISIN	CA1360691010
Symbol	CM
Exchange	NYSE
Currency	USD
Sector	Other
Security type	Stock
Market cap (m)	37,256 EUR
Benchmark	S&P/TSX 60 INDEX

## Market data

Bid (Bid size)	42.03 USD (100)
Ask (Ask size)	44.25 USD (100)
Open	43.20 USD
High	43.45 USD
Low	42.655 USD
Close (prev. day)	43.28 USD
VWAP	43.04345 USD
Volume (pcs)	1,052,874
Trading volume	45,326,144.44
Number of trades	11,191
Last size	36,728

## Futures and Options

Related Futures	15
Related Options	-











## PDF Downloads

Company report: CANADIAN IMPERIAL BK OF COMM. 

5Y

Information about previous performance does not guarantee future performance.  
Source: FactSet

## Recent research

on sector			
Date		Headline	Download
2022/11/28		Global Equity Ratings	
2022/11/18		Global Equity Ratings	
2022/10/31		Global Equity Ratings	
2022/10/05		Global Equity Ratings	
2022/10/03		České shrnutí reportu na COLT CZ	

## Details

2022/12/06 22:00:01

## Price

43.12 USD

Difference  -0.37% (-0.16)

## General attributes

ISIN	CA1360691010
Symbol	CM
Exchange	NYSE
Currency	USD
Sector	Other
Security type	Stock
Market cap (m)	37,256 EUR
Benchmark	S&P/TSX 60 INDEX

## Market data

Bid (Bid size)	42.03 USD (100)
Ask (Ask size)	44.25 USD (100)
Open	43.20 USD
High	43.45 USD
Low	42.655 USD
Close (prev. day)	43.28 USD
VWAP	43.04345 USD
Volume (pcs)	1,052,874
Trading volume	45,326,144.44
Number of trades	11,191
Last size	36,728

## Performance and Risk

	6m	1Y	3Y
Perf (%)	-22.90%	-22.11%	+4.03%
Perf (abs.)	-12.81	-12.24	+1.67
Beta	1.04	0.94	1.04
Volatility	30.81	27.46	30.97

5Y



Information about previous performance does not guarantee future performance.  
Source: FactSet

## Price data

Ø price 5 days   Ø volume 5 days (pcs.)	44.65 USD (1,341,628)
Ø price 30 days   Ø volume 30 days (pcs.)	46.32 USD (851,063)
Ø price 100 days   Ø volume 100 days (pcs.)	47.19 USD (924,028)
Ø price 250 days   Ø volume 250 days (pcs.)	53.59 USD (974,202)
YTD High   date	66.24 USD (2022/01/18)
YTD Low   date	39.72 USD (2022/10/13)
52 Weeks High   date	66.24 USD (2022/01/18)
52 Weeks Low   date	39.72 USD (2022/10/13)

## All listings for CANADIAN IMPERIAL BK OF COMM.

Exchange 	Date	Time	Price	Trading volume (mio.)	Number of trades
Tradegate	2022/12/06	22:26	41.195 EUR	0.00	1
Toronto Stock Exchange	2022/12/06	22:00	58.87 CAD	214.00	12,829
Stuttgart	2022/12/06	16:49	40.835 EUR	0.00	12
NYSE	2022/12/06	22:00	43.12 USD	45.33	11,191
Munich	2022/12/06	08:02	41.095 EUR	0.00	1

	06					
London Stock Exchange	2022/11/28	15:38	64.85 CAD	0.03		1
Hanover	2022/12/06	08:05	41.10 EUR	0.00		1
Frankfurt	2022/12/06	08:05	41.10 EUR	0.00		1
Duesseldorf	2022/12/06	08:10	41.05 EUR	0.00		1
Berlin	2022/12/06	20:05	41.04 EUR	0.00		11

## Company profile

### Company Logo



### Contact Details

CANADIAN IMPERIAL BANK OF  
COMMERCE

--

CIBC Square - M5J 0E7 Toronto

Telefon: -

Fax: -

E-mail: -

### PDF Downloads

Company report: CANADIAN IMPERIAL   
BK OF COMM.

### Company Profile

Canadian Imperial Bank of Commerce is a financial institution, which engages in the provision of banking and wealth management services. It operates through the following segments: Canadian Personal and Business Banking, Canadian Commercial Banking and Wealth Management, U.S. Commercial Banking and Wealth Management, Capital Markets, and Corporate and Other. The Canadian Personal and Business Banking segment provides personal and business clients with financial advice, services, and solutions. The Canadian Commercial Banking and Wealth Management segment offers banking and wealth management services to middle-market companies, entrepreneurs, high-net-worth individuals, and families, as well as asset management services to institutional investors. The U.S. Commercial Banking and Wealth Management segment includes commercial banking and private wealth services across the U.S., and personal and small business banking services in four U.S. Midwestern markets. The Capital Markets segment consists of integrated global markets products and services, investment banking advisory and execution, corporate banking, and research to corporate, government and, institutional clients. The Corporate and Other segment refers to the functional groups such as administration, client connectivity and innovation, finance, human resources and communications, internal audit, risk management, technology and operations, and other support groups. The company was founded on June 1, 1961 and is headquartered in Toronto, Canada.

### Members of Management Board

Victor G. Dodig	Chairman of Managing Board
Christina Kramer	Member of Executive Committee
Harry Culham	Member of Executive Committee
Hratch Panossian	Member of Executive Committee
Jon Hountalas	Member of Executive Committee
Kikelomo Lawal	Member of Executive Committee
Laura Dottori- Attanasio	Member of Executive Committee
President and CEO, CIBC Bank USA	Member of Executive Committee
Sandy Sharman	Member of Executive Committee
Shawn Beber	Member of Executive Committee

### Board of directors

Katharine Stevenson	Chairman of Supervisory Board
Ammar Al- Joundi	Member of Supervisory Board
Barry Zubrow	Member of Supervisory Board
Charles Brindamour	Member of Supervisory Board
Christine Larsen	Member of Supervisory Board
Jane Peverett	Member of Supervisory Board
Kevin Kelly	Member of Supervisory Board
Luc Desjardins	Member of Supervisory Board
Martine Turcotte	Member of Supervisory Board
Mary Maher	Member of Supervisory Board
Michelle Collins	Member of Supervisory Board
Nanci Caldwell	Member of Supervisory Board
Nicholas Le Pan	Member of Supervisory Board
William Morneau	Member of Supervisory Board