

BORREGAARD ASA

ISIN: NO0010657505 WKN: -

Overview

2024/07/05 16:45:35

Price

16.40 EUR

Difference  -0.97% (-0.16)

General attributes

ISIN NO0010657505

Symbol BRG

Exchange Stuttgart

Currency EUR

Sector Chemical / Pharmaceutical / Health

Security type Stock

Market cap (m) 1,672 EUR

Benchmark NORWAY OSLO BORS ALL SHARE(TRG)

Market data

Bid (Bid size) - (0)

Ask (Ask size) - (0)

Open 16.40 EUR

High 16.62 EUR

Low 16.40 EUR

Close (prev. day) 16.56 EUR

VWAP -

Volume (pcs) 0

Trading volume 0.00

Number of trades 12

Last size 0

Futures and Options

Related Futures -

Related Options -

5Y













Information about previous performance does not guarantee future performance.

Source: FactSet

Recent research

on sector

| Date | | Headline | Download |
|------------|---|-----------------------|---|
| 2024/06/21 |  | Global Equity Ratings |  |
| 2024/06/14 |  | Global Equity Ratings |  |
| 2024/05/29 |  | Global Equity Ratings |  |
| 2024/04/26 |  | Global Equity Ratings |  |
| 2024/04/03 |  | Global Equity Ratings |  |

Details

2024/07/05 16:45:35

Price

16.40 EUR

Difference ▼ -0.97% (-0.16)

General attributes

| | |
|----------------|------------------------------------|
| ISIN | NO0010657505 |
| Symbol | BRG |
| Exchange | Stuttgart |
| Currency | EUR |
| Sector | Chemical / Pharmaceutical / Health |
| Security type | Stock |
| Market cap (m) | 1,672 EUR |
| Benchmark | NORWAY OSLO BORS ALL SHARE(TRG) |

Market data

| | |
|-------------------|-----------|
| Bid (Bid size) | - (0) |
| Ask (Ask size) | - (0) |
| Open | 16.40 EUR |
| High | 16.62 EUR |
| Low | 16.40 EUR |
| Close (prev. day) | 16.56 EUR |
| VWAP | - |
| Volume (pcs) | 0 |
| Trading volume | 0.00 |
| Number of trades | 12 |
| Last size | 0 |

Performance and Risk

| | 6m | 1Y | 3Y |
|-------------|---------|---------|---------|
| Perf (%) | +12.02% | +19.01% | -11.73% |
| Perf (abs.) | +1.76 | +2.62 | -2.18 |
| Beta | 0.28 | 0.46 | 0.47 |
| Volatility | 26.13 | 28.55 | 33.49 |

5Y



Information about previous performance does not guarantee future performance.
Source: FactSet

Price data

| | |
|---|------------------------|
| Ø price 5 days Ø volume 5 days (pcs.) | 16.53 EUR (0) |
| Ø price 30 days Ø volume 30 days (pcs.) | 16.72 EUR (0) |
| Ø price 100 days Ø volume 100 days (pcs.) | 16.37 EUR (4) |
| Ø price 250 days Ø volume 250 days (pcs.) | 14.94 EUR (5) |
| YTD High date | 17.72 EUR (2024/05/28) |
| YTD Low date | 13.56 EUR (2024/01/18) |
| 52 Weeks High date | 17.72 EUR (2024/05/28) |
| 52 Weeks Low date | 12.44 EUR (2023/10/27) |

All listings for BORREGAARD ASA

| Exchange | Date | Time | Price | Trading volume (mio.) | Number of trades |
|---|------------|-------|------------|-----------------------|------------------|
| Tradegate | 2024/07/05 | 22:02 | 16.74 EUR | 0.00 | 1 |
| Stuttgart | 2024/07/05 | 16:45 | 16.40 EUR | 0.00 | 12 |
| Munich | 2024/07/05 | 08:14 | 16.74 EUR | 0.00 | 1 |
| London Stock Exchange European Trade Reporting | 2024/07/05 | 16:20 | 190.90 NOK | 0.00 | 2 |
| Frankfurt | 2024/ | 08:29 | 16.38 EUR | 0.00 | 2 |

| | | | | | | |
|------------------------|----------------|-------|------------|------|--|----|
| | 07/05 | | | | | |
| First North Stockholm | 2024/ 04/08 | 15:59 | 193.00 NOK | 0.05 | | 8 |
| FINRA other OTC Issues | 2024/ 04/08 | 18:41 | 17.40 USD | 0.00 | | 1 |
| Duesseldorf | 2024/ 07/05 | 08:11 | 16.58 EUR | 0.00 | | 3 |
| Berlin | 2024/ 07/05 | 21:43 | 16.74 EUR | 0.00 | | 19 |

Company profile

Company Logo



Company Profile

-

Contact Details

BORREGAARD

--

Telefon: -

Fax: -

E-mail: -