

BORREGAARD ASA

ISIN: NO0010657505 WKN: -

Overview

2024/06/28 15:36:49

Price

16.84 EUR

Difference  -1.52% (-0.26)

General attributes

ISIN NO0010657505

Symbol BRG

Exchange Stuttgart

Currency EUR

Sector Chemical / Pharmaceutical / Health

Security type Stock

Market cap (m) 1,687 EUR

Benchmark NORWAY OSLO BORS ALL SHARE(TRG)

Market data

Bid (Bid size) - (0)

Ask (Ask size) - (0)

Open 17.10 EUR

High 17.10 EUR

Low 16.82 EUR

Close (prev. day) 17.10 EUR

VWAP -

Volume (pcs) 0

Trading volume 0.00

Number of trades 11

Last size 0

Futures and Options

Related Futures -

Related Options -

5Y













Information about previous performance does not guarantee future performance.

Source: FactSet

Recent research

on sector

Date	Headline	Download
2024/06/21	 Global Equity Ratings	
2024/06/14	 Global Equity Ratings	
2024/05/29	 Global Equity Ratings	
2024/04/26	 Global Equity Ratings	
2024/04/03	 Global Equity Ratings	

Details

2024/06/28 15:36:49

Price

16.84 EUR

Difference  -1.52% (-0.26)

General attributes

ISIN	NO0010657505
Symbol	BRG
Exchange	Stuttgart
Currency	EUR
Sector	Chemical / Pharmaceutical / Health
Security type	Stock
Market cap (m)	1,687 EUR
Benchmark	NORWAY OSLO BORS ALL SHARE(TRG)

Market data

Bid (Bid size)	- (0)
Ask (Ask size)	- (0)
Open	17.10 EUR
High	17.10 EUR
Low	16.82 EUR
Close (prev. day)	17.10 EUR
VWAP	-
Volume (pcs)	0
Trading volume	0.00
Number of trades	11
Last size	0

Performance and Risk

	6m	1Y	3Y
Perf (%)	+13.48%	+26.43%	-5.92%
Perf (abs.)	+2.00	+3.52	-1.06
Beta	0.31	0.46	0.47
Volatility	26.29	28.53	33.56

5Y



Information about previous performance does not guarantee future performance.
Source: FactSet

Price data

Ø price 5 days Ø volume 5 days (pcs.)	16.94 EUR (0)
Ø price 30 days Ø volume 30 days (pcs.)	16.82 EUR (0)
Ø price 100 days Ø volume 100 days (pcs.)	16.31 EUR (4)
Ø price 250 days Ø volume 250 days (pcs.)	14.89 EUR (5)
YTD High date	17.72 EUR (2024/05/28)
YTD Low date	13.56 EUR (2024/01/18)
52 Weeks High date	17.72 EUR (2024/05/28)
52 Weeks Low date	12.44 EUR (2023/10/27)

All listings for BORREGAARD ASA

Exchange 	Date	Time	Price	Trading volume (mio.)	Number of trades
Tradegate	2024/06/28	22:26	16.74 EUR	0.00	1
Stuttgart	2024/06/28	15:36	16.84 EUR	0.00	11
Munich	2024/06/28	08:03	17.08 EUR	0.00	2
London Stock Exchange European Trade Reporting	2024/06/28	16:20	192.60 NOK	0.00	2
Frankfurt	2024/	08:31	16.92 EUR	0.00	2

	06/28					
First North Stockholm	2024/ 04/08	15:59	193.00 NOK	0.05		8
FINRA other OTC Issues	2024/ 04/08	18:41	17.40 USD	0.00		1
Duesseldorf	2024/ 06/28	08:11	17.04 EUR	0.00		3
Berlin	2024/ 06/28	21:43	16.68 EUR	0.00		19

Company profile

Company Logo



Company Profile

-

Contact Details

BORREGAARD

--

Telefon: -

Fax: -

E-mail: -