

## AMSC ASA

ISIN: NO0010272065

WKN: -

## Overview

2024/07/26 18:00:00

Price  
31.35 NOKDifference  -0.32% (-0.10)

## General attributes

ISIN	NO0010272065
Symbol	AMSC
Exchange	First North Stockholm
Currency	NOK
Sector	Transport
Security type	Stock
Market cap (m)	172 EUR
Benchmark	NORWAY OSLO BORS ALL SHARE(TRG)

## Market data

Bid (Bid size)	29.10 NOK (1,000)
Ask (Ask size)	30.20 NOK (1,000)
Open	31.35 NOK
High	31.35 NOK
Low	31.35 NOK
Close (prev. day)	31.45 NOK
VWAP	31.35 NOK
Volume (pcs)	55
Trading volume	1,724.25
Number of trades	1
Last size	-




## Futures and Options

Related Futures	-
Related Options	-



Information about previous performance does not guarantee future performance.  
Source: FactSet

## Recent research

on sector			
Date		Headline	Download
2024/07/24		Global Equity Ratings	
2024/07/12		Global Equity Ratings	
2024/06/21		Global Equity Ratings	
2024/06/14		Global Equity Ratings	
2024/05/29		Global Equity Ratings	

## Details

2024/07/26 18:00:00

## Price

31.35 NOK

Difference ▼ -0.32% (-0.10)

## General attributes

ISIN	NO0010272065
Symbol	AMSC
Exchange	First North Stockholm
Currency	NOK
Sector	Transport
Security type	Stock
Market cap (m)	172 EUR
Benchmark	NORWAY OSLO BORS ALL SHARE(TRG)

## Market data

Bid (Bid size)	29.10 NOK (1,000)
Ask (Ask size)	30.20 NOK (1,000)
Open	31.35 NOK
High	31.35 NOK
Low	31.35 NOK
Close (prev. day)	31.45 NOK
VWAP	31.35 NOK
Volume (pcs)	55
Trading volume	1,724.25
Number of trades	1
Last size	-

## Performance and Risk

	6m	1Y	3Y
Perf (%)	+10.78%	-19.41%	+0.00%
Perf (abs.)	+3.05	-7.55	+0.00
Beta	1.45	0.51	0.42
Volatility	113.31	221.16	124.88

5Y



Information about previous performance does not guarantee future performance.  
Source: FactSet

## Price data

Ø price 5 days   Ø volume 5 days (pcs.)	31.50 NOK (37)
Ø price 30 days   Ø volume 30 days (pcs.)	- NOK (-)
Ø price 100 days   Ø volume 100 days (pcs.)	31.36 NOK (29)
Ø price 250 days   Ø volume 250 days (pcs.)	34.85 NOK (360)
YTD High   date	33.80 NOK (2024/05/14)
YTD Low   date	26.00 NOK (2024/03/04)
52 Weeks High   date	48.75 NOK (2023/10/23)
52 Weeks Low   date	21.85 NOK (2023/10/27)

## All listings for AMSC ASA

Exchange <span>⊕</span>	Date	Time	Price	Trading volume (mio.)	Number of trades
Tradegate	2024/08/06	22:26	2.405 EUR	0.00	1
Stuttgart	2024/08/07	15:09	2.50 EUR	0.00	8
Munich	2024/08/07	08:18	2.415 EUR	0.00	1
London Stock Exchange	2023/04/14	09:23	41.50 NOK	0.23	1
Frankfurt	2024/08/07	11:00	2.51 EUR	0.02	2

	07					
First North Stockholm	2024/07/ 26	18:00	31.35 NOK	0.00		1
FINRA other OTC Issues	2024/07/ 31	20:45	2.90 USD	0.00		3
Duesseldorf	2024/08/ 07	08:12	2.415 EUR	0.00		1
Berlin	2024/08/ 07	20:20	2.49 EUR	0.00		16

## Company profile

### Company Logo



### Company Profile

-

### Contact Details

AMSC ASA

--

----

Telefon: -

Fax: -

E-mail: -