

## H. LUNDBECK A/S SER. A

ISIN: DK0061804697 WKN: -

## Overview

2024/05/10 10:31:47

Price

3.965 EUR

Difference  1.02% (0.04)

## General attributes

ISIN DK0061804697

Symbol HLUN A

Exchange Stuttgart

Currency EUR

Sector Chemical / Pharmaceutical / Health

Security type Stock

Market cap (m) 787 EUR

Benchmark OMX COPENHAGEN 20

## Market data

Bid (Bid size) - (0)

Ask (Ask size) - (0)

Open 3.945 EUR

High 3.965 EUR

Low 3.945 EUR

Close (prev. day) 3.925 EUR

VWAP -

Volume (pcs) 0

Trading volume 0.00

Number of trades 4

Last size 0

## Futures and Options

Related Futures 0

Related Options -

5Y













Information about previous performance does not guarantee future performance.

Source: FactSet

## Recent research

on sector

Date	Headline	Download
2024/04/26	 Global Equity Ratings	
2024/04/03	 Global Equity Ratings	
2024/03/13	 Global Equity Ratings	
2024/02/22	 Global Equity Ratings	
2024/02/14	 Global Equity Ratings	

## Details

2024/05/10 10:31:47

## Price

3.965 EUR

Difference ▲ 1.02% (0.04)

## General attributes

ISIN	DK0061804697
Symbol	HLUN A
Exchange	Stuttgart
Currency	EUR
Sector	Chemical / Pharmaceutical / Health
Security type	Stock
Market cap (m)	787 EUR
Benchmark	OMX COPENHAGEN 20

## Market data

Bid (Bid size)	- (0)
Ask (Ask size)	- (0)
Open	3.945 EUR
High	3.965 EUR
Low	3.945 EUR
Close (prev. day)	3.925 EUR
VWAP	-
Volume (pcs)	0
Trading volume	0.00
Number of trades	4
Last size	0

## Performance and Risk

	6m	1Y	3Y
Perf (%)	-4.13%	-12.82%	-22.13%
Perf (abs.)	-0.17	-0.58	-1.13
Beta	0.32	0.46	0.44
Volatility	22.05	24.18	136.21

5Y



Information about previous performance does not guarantee future performance.  
Source: FactSet

## Price data

Ø price 5 days   Ø volume 5 days (pcs.)	3.911 EUR (0)
Ø price 30 days   Ø volume 30 days (pcs.)	3.810 EUR (0)
Ø price 100 days   Ø volume 100 days (pcs.)	3.896 EUR (0)
Ø price 250 days   Ø volume 250 days (pcs.)	4.092 EUR (13)
YTD High   date	4.160 EUR (2024/01/12)
YTD Low   date	3.645 EUR (2024/04/19)
52 Weeks High   date	5.100 EUR (2023/05/19)
52 Weeks Low   date	3.645 EUR (2024/04/19)

## All listings for H. LUNDBECK A/S SER. A

Exchange <span>⊕</span>	Date	Time	Price	Trading volume (mio.)	Number of trades
Vienna Stock Exchange	2024/05/10	17:32	3.975 EUR	0.00	3
Tradegate	2024/05/10	22:02	3.995 EUR	0.00	1
Stuttgart	2024/05/10	10:31	3.965 EUR	0.00	4
Nasdaq Copenhagen	2024/05/08	16:59	29.50 DKK	1.94	203
Munich	2024/05/10	08:15	3.96 EUR	0.00	2

	10						
London Stock Exchange	2023/02/01	17:04	23.70 DKK	0.00		1	
Frankfurt	2024/05/10	17:15	3.915 EUR	0.00		7	
FINRA other OTC Issues	2024/04/23	21:56	3.91 USD	0.00		2	
Duesseldorf	2024/05/10	19:30	3.865 EUR	0.00		4	
Berlin	2024/05/10	08:15	3.955 EUR	0.00		2	

## Company profile

### Company Logo



### Contact Details

H. LUNDBECK A/S

--

Ottiliavej 9 2500 Valby

Telefon: +45 3630 1311

Fax: -

E-mail: [info@lundbeck.com](mailto:info@lundbeck.com)

### Company Profile

-

#### Members of Management Board

Deborah Dunsire Chairman of Managing Board

Johan Luthman Member of Executive Committee

Anders Götzsche Member of Executive Committee

Elise Hauge Member of Executive Committee

Jacob Tolstrup Member of Executive Committee

Keld Flintholm Jørgensen Member of Executive Committee

Lars Bang Member of Executive Committee

Peter Anastasiou Member of Executive Committee

#### Board of directors

Lars Søren Rasmussen Chairman of Supervisory Board

Dorothea Wenzel Member of Supervisory Board

Henrik Sindal Jensen Member of Supervisory Board

Jeremy Levin Member of Supervisory Board

Santiago Arroyo Member of Supervisory Board

Jeffrey Berkowitz Member of Supervisory Board

Lars Erik Holmqvist Member of Supervisory Board

Lene Skole-Sørensen Member of Supervisory Board

Ludovic Otterbein Member of Supervisory Board

Rikke Kruse Andreassen Member of Supervisory Board