

INTESA SANPAOLO SPA

ISIN: IT0000072618 WKN: MTA-ISP

Overview

2024/10/17 16:38:56

Price
4.25 USD

Difference ▼ -0.51% (-0.02)

General attributes

ISIN	IT0000072618
Symbol	ISP
Exchange	FINRA other OTC Issues
Currency	USD
Sector	Financial
Security type	Stock
Market cap (m)	73,027 EUR
Benchmark	FTSE MIB INDEX

Market data

Bid (Bid size)	-
Ask (Ask size)	-
Open	4.25 USD
High	4.25 USD
Low	4.25 USD
Close (prev. day)	4.272 USD
VWAP	4.25 USD
Volume (pcs)	1,243
Trading volume	5,282.89
Number of trades	3
Last size	495

Futures and Options

Related Futures	52
Related Options	-

PDF Downloads




Company report: INTESA SANPAOLO SPA 

5Y



Information about previous performance does not guarantee future performance.
Source: FactSet

Recent research

on sector		on market	
Date		Headline	Download
2024/10/18		Akciové trhy - denní zpráva	
2024/10/17		Akciové trhy - denní zpráva	
2024/10/16		Akciové trhy - denní zpráva	
2024/10/15		Akciové trhy - denní zpráva	
2024/10/14		Akciové trhy - denní zpráva	

Details

2024/10/17 16:38:56

Price

4.25 USD

Difference 📉 -0.51% (-0.02)

General attributes

ISIN	IT0000072618
Symbol	ISP
Exchange	FINRA other OTC Issues
Currency	USD
Sector	Financial
Security type	Stock
Market cap (m)	73,027 EUR
Benchmark	FTSE MIB INDEX

Market data

Bid (Bid size)	-
Ask (Ask size)	-
Open	4.25 USD
High	4.25 USD
Low	4.25 USD
Close (prev. day)	4.272 USD
VWAP	4.25 USD
Volume (pcs)	1,243
Trading volume	5,282.89
Number of trades	3
Last size	495

Performance and Risk

	6m	1Y	3Y
Perf (%)	+20.57%	+66.67%	+41.67%
Perf (abs.)	+0.73	+1.70	+1.25
Beta	1.23	1.20	1.30
Volatility	23.82	23.07	34.45

5Y



Information about previous performance does not guarantee future performance.
Source: FactSet

Price data

Ø price 5 days Ø volume 5 days (pcs.)	4.25 USD (1,819)
Ø price 30 days Ø volume 30 days (pcs.)	4.19 USD (2,648)
Ø price 100 days Ø volume 100 days (pcs.)	3.94 USD (11,528)
Ø price 250 days Ø volume 250 days (pcs.)	3.44 USD (10,946)
YTD High date	4.29 USD (2024/09/18)
YTD Low date	2.94 USD (2024/01/02)
52 Weeks High date	4.29 USD (2024/09/18)
52 Weeks Low date	2.46 USD (2023/10/26)

Arbitrage views

Exchange	Date	Time	Price	Trading volume (mio.)	Number of trades
Xetra	2024/10/18	17:35	3.9945 EUR	0.23	27
Vienna Stock Exchange	2024/10/18	15:30	3.9875 EUR	0.00	4
Tradegate	2024/10/18	22:26	3.9975 EUR	0.40	64
Stuttgart	2024/10/18	17:15	3.99 EUR	0.11	14
Munich	2024/	08:05	3.9715 EUR	0.00	2

	10/18					
London Stock Exchange European Trade Reporting	2024/ 10/18	17:30	3.9618 EUR	0.00		1
Hanover	2024/ 10/18	17:25	3.9835 EUR	0.00		4
Hamburg	2024/ 10/18	17:25	3.9835 EUR	0.03		4
Frankfurt	2024/ 10/18	11:20	3.9695 EUR	0.10		3
FINRA other OTC Issues	2024/ 10/17	16:38	4.25 USD	0.01		3
Euronext Milan MTF Trading After Hours	2024/ 10/18	20:29	3.996 EUR	1.18		81
Euronext Milan	2024/ 10/18	17:44	4.00 EUR	332.22		18,199
Duesseldorf	2024/ 10/18	19:30	3.9805 EUR	0.00		7
Berlin	2024/ 10/18	08:06	3.9715 EUR	0.00		2

Company profile

Company Logo



Contact Details

INTESA SANPAOLO SPA

--

Piazza San Carlo, 156 - 10121 Turin

Telefon: +39-11-555-1

Fax: +

E-mail: info@intesasanpaolo.com

PDF Downloads

Company report: INTESA SANPAOLO SPA 

Company Profile

Intesa Sanpaolo SpA engages in the provision of financial products and banking services. It operates through the following segments: Banca dei Territori, IMI Corporate and Investment Banking, International Subsidiary Banks, Private Banking, Asset Management, Insurance, and Corporate Centre. The Banca dei Territori segment oversees the traditional lending and deposit collection activities in Italy. The IMI Corporate and Investment Banking segment deals with corporate and investment banking; and acts as a partner for corporates, public administration, and financial institutions. The International Subsidiary Banks segment operates on international markets through subsidiary and associated banks. The Private Banking segment specializes in the asset management of private and high net worth individuals. The Asset Management segment develops solutions targeted at the firm's customers, commercial networks, and institutional clientele. The Insurance segment includes Intesa Sanpaolo Vita, Fideuram Vita, Intesa Sanpaolo Assicura, and Intesa Sanpaolo Assicura. The Corporate Centre segment comprises of the group's treasury and the Capital Light Bank. The company was founded in 1931 and is headquartered in Turin, Italy.

Members of Management Board

Carlo Messina	Chairman of Managing Board
---------------	----------------------------

Board of directors

Gian Maria Gros-Pietro	Chairman of Supervisory Board
Anna Gatti	Member of Supervisory Board
Bruno Maria Parigi	Member of Supervisory Board
Alberto Maria Pisani	Member of Supervisory Board
Bruno Picca	Member of Supervisory Board
Daniele Zamboni	Member of Supervisory Board
Fabrizio Mosca	Member of Supervisory Board
Franco Ceruti	Member of Supervisory Board
Liana Logiurato	Member of Supervisory Board
Livia Pomodoro	Member of Supervisory Board
Luciano Nebbia	Member of Supervisory Board
Maria Mazzarella	Member of Supervisory Board
Maria Alessandra Stefanelli	Member of Supervisory Board
Maria Cristina Zoppo	Member of Supervisory Board
Milena Teresa Motta	Member of Supervisory Board
Paola Annunziata Tagliavini	Member of Supervisory Board
Paolo Andrea Colombo	Member of Supervisory Board

