

ATHABASCA OIL CORP.

ISIN: CA04682R1073 WKN: -

Overview

2024/09/03 08:08:16

Price

3.649 EUR

Difference  -0.05% (-0.00)

General attributes

ISIN	CA04682R1073
Symbol	ATH
Exchange	Berlin
Currency	EUR
Sector	Energy / Commodities
Security type	Stock
Market cap (m)	1,975 EUR
Benchmark	S&P/TSX 60 INDEX

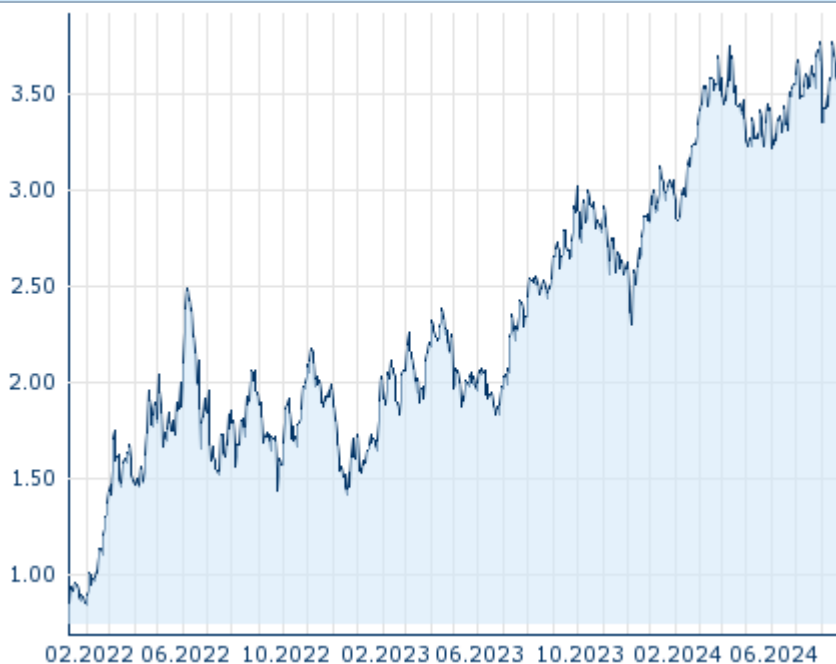
Market data

Bid (Bid size)	3.567 EUR (1,400)
Ask (Ask size)	3.729 EUR (1,400)
Open	3.649 EUR
High	3.649 EUR
Low	3.649 EUR
Close (prev. day)	3.651 EUR
VWAP	-
Volume (pcs)	0
Trading volume	0.00
Number of trades	1
Last size	0

Futures and Options









Related Futures	-
Related Options	-

5Y



Information about previous performance does not guarantee future performance.
Source: FactSet

Recent research

on sector		
Date	Headline	Download
2024/09/02	 Akciové trhy - denní zpráva	
2024/08/30	 Akciové trhy - denní zpráva	
2024/08/29	 Akciové trhy - denní zpráva	
2024/08/28	 Akciové trhy - denní zpráva	
2024/08/28	 Akciové trhy - denní zpráva	

Details

2024/09/03 08:08:16

Price

3.649 EUR

Difference ▼ -0.05% (-0.00)

General attributes

ISIN	CA04682R1073
Symbol	ATH
Exchange	Berlin
Currency	EUR
Sector	Energy / Commodities
Security type	Stock
Market cap (m)	1,975 EUR
Benchmark	S&P/TSX 60 INDEX

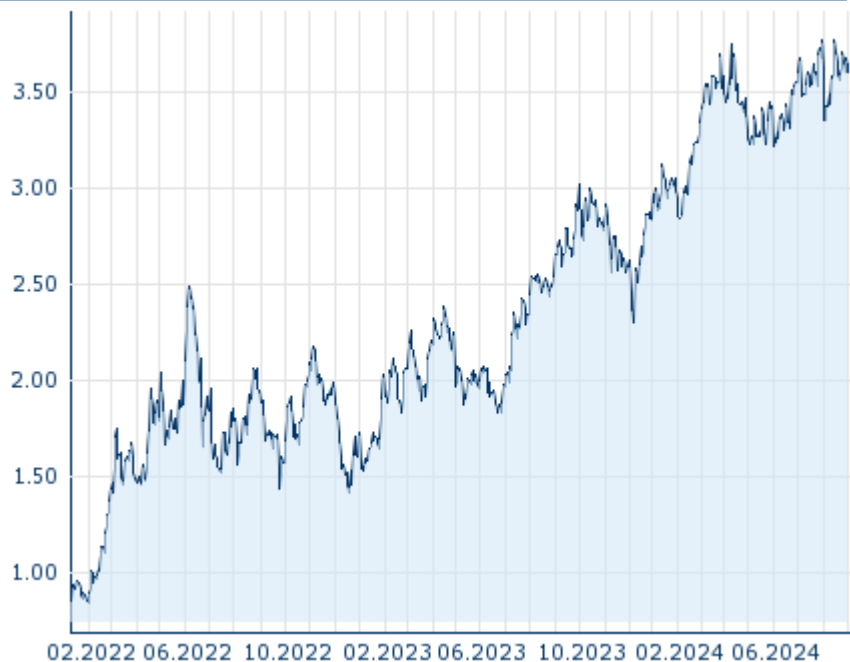
Market data

Bid (Bid size)	3.567 EUR (1,400)
Ask (Ask size)	3.729 EUR (1,400)
Open	3.649 EUR
High	3.649 EUR
Low	3.649 EUR
Close (prev. day)	3.651 EUR
VWAP	-
Volume (pcs)	0
Trading volume	0.00
Number of trades	1
Last size	0

Performance and Risk

	6m	1Y	3Y
Perf (%)	+7.19%	+37.36%	-
Perf (abs.)	+0.25	+0.99	-
Beta	1.34	1.03	1.66
Volatility	35.82	37.15	-

5Y



Information about previous performance does not guarantee future performance.
Source: FactSet

Price data

Ø price 5 days Ø volume 5 days (pcs.)	3.641 EUR (0)
Ø price 30 days Ø volume 30 days (pcs.)	3.600 EUR (0)
Ø price 100 days Ø volume 100 days (pcs.)	3.472 EUR (0)
Ø price 250 days Ø volume 250 days (pcs.)	3.176 EUR (0)
YTD High date	3.825 EUR (2024/04/11)
YTD Low date	2.794 EUR (2024/02/05)
52 Weeks High date	3.825 EUR (2024/04/11)
52 Weeks Low date	2.299 EUR (2023/12/06)

All listings for ATHABASCA OIL CORP.

Exchange	Date	Time	Price	Trading volume (mio.)	Number of trades
Tradegate	2024/09/02	22:26	3.653 EUR	0.00	1
Toronto Stock Exchange	2024/08/30	22:00	5.42 CAD	17.40	2,636
Stuttgart	2024/09/03	08:01	3.629 EUR	0.00	1
Munich	2024/09/03	08:03	3.648 EUR	0.00	1
Frankfurt	2024/09/03	08:59	3.582 EUR	0.00	2

	02					
FINRA other OTC Issues	2024/08/ 30	21:46	4.00 USD	4.61		56
Duesseldorf	2024/09/ 03	08:11	3.608 EUR	0.00		1
Berlin	2024/09/ 03	08:08	3.649 EUR	0.00		1

Company profile

Company Logo



Contact Details

ATHABASCA OIL CORP.

--

9th Avenue SW, Suite 1200 215 T2P 1K3
Calgary

Telefon: +1 403-237-8227

Fax: +1 403-264-4640

E-mail: info@atha.com

Company Profile

-

Members of Management Board

Rob Broen Chairman of Managing Board

Karla Ingoldsby Member of Executive Committee

Matt Taylor Member of Executive Committee

Mike Wojcichowsky Member of Executive Committee

Board of directors

Ronald Eckhardt Chairman of Supervisory Board

Angela Avery Member of Supervisory Board

Bryan Begley Member of Supervisory Board

John Festival Member of Supervisory Board

Marnie Smith Member of Supervisory Board

Marty Proctor Member of Supervisory Board