

NEDAP NED. APPARATENFABRIEK

ISIN: NL0000371243 WKN: 000037124

Overview

2024/10/18 17:35:12

Price

56.00 EUR

Difference  -0.71% (-0.40)

General attributes

ISIN NL0000371243

Symbol NEDAP

Exchange Euronext Amsterdam

Currency EUR

Sector IT-Technology

Security type Stock

Market cap (m) 367 EUR

Benchmark AMSTERDAM EXCHANGES INDEX

Market data

Bid (Bid size) 56.00 EUR (312)

Ask (Ask size) 56.60 EUR (15)

Open 56.40 EUR

High 56.60 EUR

Low 56.00 EUR

Close (prev. day) 56.40 EUR

VWAP 56.295729 EUR

Volume (pcs) 4,636

Trading volume 260,987.00

Number of trades 182

Last size 1

Futures and Options

Related Futures -

Related Options -

PDF Downloads










Company report: NEDAP NED. APPARATENFABRIEK 

5Y



Information about previous performance does not guarantee future performance.
Source: FactSet

Recent research

on sector		on market	
Date		Headline	Download
2024/10/18		Akciové trhy - denní zpráva	
2024/10/17		Akciové trhy - denní zpráva	
2024/10/16		Akciové trhy - denní zpráva	
2024/10/15		Akciové trhy - denní zpráva	
2024/10/14		Akciové trhy - denní zpráva	

Details

2024/10/18 17:35:12

Price

56.00 EUR

Difference ▼ -0.71% (-0.40)

General attributes

ISIN	NL0000371243
Symbol	NEDAP
Exchange	Euronext Amsterdam
Currency	EUR
Sector	IT-Technology
Security type	Stock
Market cap (m)	367 EUR
Benchmark	AMSTERDAM EXCHANGES INDEX

Market data

Bid (Bid size)	56.00 EUR (312)
Ask (Ask size)	56.60 EUR (15)
Open	56.40 EUR
High	56.60 EUR
Low	56.00 EUR
Close (prev. day)	56.40 EUR
VWAP	56.295729 EUR
Volume (pcs)	4,636
Trading volume	260,987.00
Number of trades	182
Last size	1

Performance and Risk

	6m	1Y	3Y
Perf (%)	-9.09%	-3.45%	-10.40%
Perf (abs.)	-5.60	-2.00	-6.50
Beta	0.69	0.61	0.35
Volatility	19.17	18.65	21.87

5Y



Information about previous performance does not guarantee future performance.
Source: FactSet

Price data

Ø price 5 days Ø volume 5 days (pcs.)	56.44 EUR (4,819)
Ø price 30 days Ø volume 30 days (pcs.)	56.66 EUR (3,793)
Ø price 100 days Ø volume 100 days (pcs.)	58.80 EUR (4,860)
Ø price 250 days Ø volume 250 days (pcs.)	61.80 EUR (3,973)
YTD High date	68.60 EUR (2024/02/19)
YTD Low date	55.40 EUR (2024/08/05)
52 Weeks High date	68.60 EUR (2024/02/19)
52 Weeks Low date	55.40 EUR (2024/08/05)

All listings for NEDAP NED. APPARATENFABRIEK

Exchange 📍	Date	Time	Price	Trading volume (mio.)	Number of trades
Stuttgart	2024/10/18	16:25	55.40 EUR	0.00	8
Munich	2024/10/18	08:05	56.60 EUR	0.00	1
London Stock Exchange	2022/10/17	17:35	54.60 EUR	0.27	1
Frankfurt	2024/10/18	08:03	56.00 EUR	0.00	2
FINRA other OTC	2019/04/	16:22	55.0879 USD	0.01	1

Issues	25					
Euronext Amsterdam	2024/10/ 18	17:35	56.00 EUR	0.26		182
Duesseldorf	2024/10/ 18	08:11	55.80 EUR	0.00		1

Company profile

Company Logo

Contact Details

NEDAP NV

--

Parallelweg 2 - 7141 DC Groenlo

Telefon: +31-54-447-11-11

Fax: +31-54-446-34-75

E-mail: info@nedap.com

PDF Downloads

Company report: NEDAP NED.
APPARATENFABRIEK



Company Profile

Nedap NV engages in the development of smart applications of technology. It focuses on the following in-house business units: Identification Systems; Light Controls; Retail; Life Stock Management, Security Management; Staffing Solutions and Healthcare. The company was founded on September 27, 1929 and is headquartered in Groenlo, the Netherlands.

Members of Management Board

Ruben Wegman Chairman of Managing Board

Danielle van der Sluijs Member of Executive Committee

Rick Schuurman Member of Executive Committee

Board of directors

Petrus Antonius Mari van Bommel Chairman of Supervisory Board

J. M. L. van Engelen Member of Supervisory Board

Margot Scheltema Member of Supervisory Board

Marijn Pijnenborg Member of Supervisory Board

S. C. Santema Member of Supervisory Board