

# PHILLIPS 66

ISIN: **US7185461040**

WKN: **718546104**

## Overview

2024/04/25 17:55:58

**Price**  
156.7975 USD

**Difference** ▼ -0.63% (-0.99)

### General attributes

ISIN	US7185461040
Symbol	PSX
Exchange	NYSE
Currency	USD
Sector	Other
Security type	Stock
Market cap (m)	63,096 EUR
Benchmark	S&P 500

### Market data

Bid (Bid size)	156.81 USD (100)
Ask (Ask size)	156.88 USD (400)
Open	157.56 USD
High	157.70 USD
Low	155.62 USD
Close (prev. day)	157.79 USD
VWAP	156.820328 USD
Volume (pcs)	672,163
Trading volume	105,398,427.59
Number of trades	13,569
Last size	100

### Futures and Options

Related Futures	-
Related Options	-

### PDF Downloads




Company report: PHILLIPS 66 

5Y



Information about previous performance does not guarantee future performance.  
Source: FactSet

### Recent research

on sector		on market	
Date		Headline	Download
2024/04/03		Global Equity Ratings	
2024/03/13		Global Equity Ratings	
2024/02/22		Global Equity Ratings	
2024/02/14		Global Equity Ratings	
2024/01/23		Global Equity Ratings	

## Details

2024/04/25 17:55:58

## Price

156.7975 USD

Difference ▼ -0.63% (-0.99)

## General attributes

ISIN	US7185461040
Symbol	PSX
Exchange	NYSE
Currency	USD
Sector	Other
Security type	Stock
Market cap (m)	63,096 EUR
Benchmark	S&P 500

## Market data

Bid (Bid size)	156.81 USD (100)
Ask (Ask size)	156.88 USD (400)
Open	157.56 USD
High	157.70 USD
Low	155.62 USD
Close (prev. day)	157.79 USD
VWAP	156.820328 USD
Volume (pcs)	672,163
Trading volume	105,398,427.59
Number of trades	13,569
Last size	100

## Performance and Risk

	6m	1Y	3Y
Perf (%)	+40.97%	+56.71%	+106.29%
Perf (abs.)	+45.86	+57.10	+81.30
Beta	0.46	0.52	0.69
Volatility	23.43	24.55	34.04

5Y



Information about previous performance does not guarantee future performance.  
Source: FactSet

## Price data

Ø price 5 days   Ø volume 5 days (pcs.)	156.3400 USD (2,086,971)
Ø price 30 days   Ø volume 30 days (pcs.)	160.8640 USD (2,758,330)
Ø price 100 days   Ø volume 100 days (pcs.)	144.5482 USD (3,117,169)
Ø price 250 days   Ø volume 250 days (pcs.)	122.4057 USD (3,106,943)
YTD High   date	174.0800 USD (2024/04/05)
YTD Low   date	126.6300 USD (2024/01/18)
52 Weeks High   date	174.0800 USD (2024/04/05)
52 Weeks Low   date	89.7400 USD (2023/06/23)

## Arbitrage views

Exchange <span>⊕</span>	Date	Time	Price	Trading volume (mio.)	Number of trades
Xetra	2024/04/25	17:35	146.40 EUR	0.00	2
Vienna Stock Exchange	2024/04/25	17:32	146.46 EUR	0.00	2
Tradegate	2024/04/25	16:21	146.06 EUR	0.01	3
Stuttgart	2024/04/25	17:17	146.46 EUR	0.00	6
NYSE	2024/	17:55	156.7975 USD	105.40	13,569

	04/25					
Munich	2024/ 04/25	08:00	146.84 EUR	0.00		1
London Stock Exchange	2024/ 04/11	16:19	163.89 USD	0.01		1
Hanover	2024/ 04/25	08:11	146.34 EUR	0.00		1
Hamburg	2024/ 04/25	08:00	146.30 EUR	0.00		1
Frankfurt	2024/ 04/25	17:32	146.58 EUR	0.01		5
Euronext Milan MTF Trading After Hours	-	-	-	0.00		-
Euronext Milan MTF Global Equity Market	2024/ 04/25	17:44	146.34 EUR	0.00		1
Duesseldorf	2024/ 04/25	16:00	146.04 EUR	0.00		3
Berlin	2024/ 04/25	17:40	146.22 EUR	0.00		12

## Company profile

### Company Logo



### Contact Details

PHILLIPS 66

--

2331 CityWest Boulevard - 77042 Houston

Telefon: +1-281-293-6600

Fax: +

E-mail: -

### PDF Downloads

Company report: PHILLIPS 66



### Company Profile

Phillips 66 engages in the processing, transportation, storage, and marketing of fuels and other related products. The company operates through the following segments: Midstream, Chemicals, Refining and Marketing & Specialties. The Midstream segment provides crude oil and refined products transportation, terminaling and processing services, as well as natural gas, natural gas liquids and liquefied petroleum gas transportation, storage, processing and marketing services. The Chemicals segment produces and markets petrochemicals and plastics on a worldwide basis. The Refining segment Refines crude oil and other feedstocks into petroleum products such as gasoline, distillates and aviation fuels. The Marketing and Specialties segment purchases for resale and markets refined petroleum products such as base oils and lubricants, as well as power generation operations. The company was founded in 1875 and is headquartered in Houston, TX.

### Members of Management Board

Greg Garland Chairman of Board of Directors

Marna Whittington Member of Board of Directors

Charles Holley Member of Board of Directors

Denise Ramos Member of Board of Directors

Denise Singleton Member of Board of Directors

Doug Terreson Member of Board of Directors

Gary Adams Member of Board of Directors

Glenn Tilton Member of Board of Directors

Gregory Hayes Member of Board of Directors

John Lowe Member of Board of Directors

Julie Bushman Member of Board of Directors

Lisa Davis Member of Board of Directors

Robert Pease Member of Board of Directors

Mark Lashier Chairman of Managing Board

Andrez Carberry Member of Executive Committee

David Erfert Member of Executive Committee

Kevin J. Mitchell Member of Executive Committee

Tandra Perkins Member of Executive Committee