

OVOSTAR UNION PCL EUR0.01

ISIN: **NL0009805613** WKN: -

Overview

2018/05/21 17:59:27

5Y

Price

98.50 PLN

Difference  0.51% (0.50)

General attributes

ISIN	NL0009805613
Symbol	OVO
Exchange	London Stock Exchange
Currency	PLN
Sector	-
Security type	Stock
Market cap (m)	94 EUR
Benchmark	AMSTERDAM EXCHANGES INDEX

Market data

Bid (Bid size)	-
Ask (Ask size)	-
Open	98.50 PLN
High	98.50 PLN
Low	98.50 PLN
Close (prev. day)	98.00 PLN
VWAP	-
Volume (pcs)	-
Trading volume	-
Number of trades	1
Last size	-






Futures and Options

Related Futures	-
Related Options	-

Chart
not available

Information about previous performance does not guarantee future performance.
Source: FactSet

Recent research

on market			
Date		Headline	Download
2024/04/26		Global Equity Ratings	
2024/03/26		Global Strategy 2Q 2024	
2024/03/13		Global Equity Ratings	
2024/02/22		Global Equity Ratings	
2024/02/14		Global Equity Ratings	

Details

2018/05/21 17:59:27

Price

98.50 PLN

Difference  0.51% (0.50)

General attributes

ISIN	NL0009805613
Symbol	OVO
Exchange	London Stock Exchange
Currency	PLN
Sector	-
Security type	Stock
Market cap (m)	94 EUR
Benchmark	AMSTERDAM EXCHANGES INDEX

Market data

Bid (Bid size)	-
Ask (Ask size)	-
Open	98.50 PLN
High	98.50 PLN
Low	98.50 PLN
Close (prev. day)	98.00 PLN
VWAP	-
Volume (pcs)	-
Trading volume	-
Number of trades	1
Last size	-

Performance and Risk

	6m	1Y	3Y
Perf (%)	-	-	-
Perf (abs.)	-	-	-
Beta	0.02	0.13	0.24
Volatility	-	-	-

5Y


Chart
not available

Information about previous performance does not guarantee future performance.
Source: FactSet

Price data

Ø price 5 days Ø volume 5 days (pcs.)	95.70 PLN (0)
Ø price 30 days Ø volume 30 days (pcs.)	95.73 PLN (0)
Ø price 100 days Ø volume 100 days (pcs.)	- PLN (0)
Ø price 250 days Ø volume 250 days (pcs.)	- PLN (0)
YTD High date	99.00 PLN (2018/01/29)
YTD Low date	88.00 PLN (2018/01/02)
52 Weeks High date	105.00 PLN (2017/12/14)
52 Weeks Low date	88.00 PLN (2018/01/02)

All listings for OVOSTAR UNION PCL EUR0.01

Exchange 	Date	Time	Price	Trading volume (mio.)	Number of trades
London Stock Exchange	2018/05/21	17:59	98.50 PLN	0.00	1

Company profile

Company Logo



Company Profile

-

Contact Details

OVOSTAR UNION

--

Telefon: -

Fax: -

E-mail: -