

NIKKEI 225

ISIN: JP9010C00002 WKN: -

Overview

2024/08/16 08:00:00	
Price	38,062.67 JPY
Difference	▲ 3.64% (1,336.03)
General attributes	
ISIN	JP9010C00002
Symbol	-
Country	Japan
Instruments in index	225
Type of index	Price Index
Security type	Index
Market data	
Open	37,776.20 JPY
High	38,143.55 JPY
Low	37,304.93 JPY
Close (prev. day)	36,726.64 JPY
Trading volume (m)	-
Volume (pcs)	-



Information about previous performance does not guarantee future performance.
Source: FactSet

Top 5

Name	Price	+ - (%)	Trend
FUJIKURA N...	3,974.00	+11.41	▲
SUMITOMO D...	554.00	+10.36	▲
HITACHI LT...	3,660.00	+7.77	▲
RENESAS EL...	2,509.50	+7.47	▲
MITSUBISHI...	2,461.50	+6.95	▲

Intraday 1W 1M 6m 1Y 3Y

Recent research

on market		
Date	Headline	Download
2024/08/12	Global Equity Ratings	Download
2024/05/02	FX markets reflect uncertain interest rate outlook	Download
2024/02/22	Global Equity Ratings	Download
2024/01/23	Minor movements in the euro expected	Download
2023/10/27	Global Equity Ratings	Download

Flop 5

Name	Price	+ - (%)	Trend
MERCARI IN...	2,072.00	-1.15	▼
DENTSU GRO...	4,207.00	-1.01	▼
TOHO CO LT...	5,253.00	-0.94	↔
HINO	463.70	-0.71	↔

MOTOR...

SUMITOMO	427.90	-0.12	↔
----------	--------	-------	---

C...

Intraday	1W	1M	6m	1Y	3Y
----------	----	----	----	----	----

Futures and Options

Related Futures	39
-----------------	----

Related Options	-
-----------------	---

Details

2024/08/16 08:00:00

Price

38,062.67 JPY

Difference ▲ 3.64% (1,336.03)

General attributes

ISIN JP9010C00002

Symbol -

Country Japan

Security type Index

Instruments in index 225

Market data

Open 37,776.20 JPY

High 38,143.55 JPY

Low 37,304.93 JPY

Close (prev. day) 36,726.64 JPY

Trading volume (m) -

Volume (pcs) -

Performance and Risk

	6m	1Y	3Y
Perf (%)	-1.10%	+19.82%	+38.29%
Perf (abs.)	-424.57	+6,295.85	+10,539.48
Beta	-	-	-
Volatility	31.80	25.65	21.23
























Information about previous performance does not guarantee future performance.
Source: FactSet

Price data


Ø price 5 days Ø volume 5 days (pcs.)	36,866.06 JPY (0)
Ø price 30 days Ø volume 30 days (pcs.)	38,311.86 JPY (0)
Ø price 100 days Ø volume 100 days (pcs.)	38,689.47 JPY (0)
Ø price 250 days Ø volume 250 days (pcs.)	36,322.12 JPY (203,175,936)
YTD High date	42,426.77 JPY (2024/07/11)
YTD Low date	31,156.12 JPY (2024/08/05)
52 Weeks High date	42,426.77 JPY (2024/07/11)
52 Weeks Low date	30,487.67 JPY (2023/10/04)

Composition

Name ISIN	Price	Diff % Diff +/-	Performance	Date Time	Turnover Pc. Turnover Money
ADVANTEST CORP JP3122400009	6,661.00	6.83% 426.00		24/08/16 08:00:00	15,449,300 1,018,656,787.00
AEON CO LTD NPV JP3388200002	3,481.00	1.49% 51.00		24/08/16 08:00:00	1,930,400 66,919,871.00
AGC INC. JP3112000009	4,730.00	2.96% 136.00		24/08/16 08:00:00	952,600 44,841,002.00
AJINOMOTO CORP INC. JP3119600009	5,512.00	2.13% 115.00		24/08/16 08:00:00	1,464,400 80,720,090.00
ALPS ALPINE CO. LTD. JP3126400005	1,498.00	2.99% 43.50		24/08/16 08:00:00	1,153,600 17,243,241.00
AMADA CO LTD JP3122800000	1,571.50	3.12% 47.50		24/08/16 08:00:00	1,815,700 28,387,559.50
ANA HOLDINGS INC. JP3429800000	2,785.00	1.61% 44.00		24/08/16 08:00:00	1,899,500 52,692,751.50
AOZORA BANK NPV JP3711200000	2,451.00	1.09% 26.50		24/08/16 08:00:00	1,108,400 27,058,924.50
ASAHI GROUP HOLDINGS LTD JP3116000005	5,335.00	2.54% 132.00		24/08/16 08:00:00	1,230,700 65,237,951.00
ASAHI KASEI CORP JP3111200006	1,020.50	2.32% 23.10		24/08/16 08:00:00	3,111,100 31,697,454.00
ASTELLAS PHARMA INC. JP3942400007	1,715.50	1.18% 20.00		24/08/16 08:00:00	5,322,000 91,092,875.00
BANDAI NAMCO HOLDINGS INC... JP3778630008	2,945.50	0.86% 25.00		24/08/16 08:00:00	1,932,000 56,689,767.00
BRIDGESTONE CORP NPV JP3830800003	5,891.00	0.98% 57.00		24/08/16 08:00:00	2,096,200 123,563,841.00
CANON INC. JP3242800005	4,723.00	1.07% 50.00		24/08/16 08:00:00	5,591,900 263,095,468.00
CASIO COMPUTER CORP LTD. JP3209000003	1,149.50	1.37% 15.50		24/08/16 08:00:00	729,800 8,346,219.50
CENTRAL JAPAN RAILWAY CO ... JP3566800003	3,288.00	1.14% 37.00		24/08/16 08:00:00	1,776,000 58,488,534.00
CHIBA BANK LTD. JP3511800009	1,267.50	5.89% 70.50		24/08/16 08:00:00	5,205,700 65,481,815.50
CHUBU ELECTRIC POWER CORP... JP3526600006	1,760.50	2.03% 35.00		24/08/16 08:00:00	1,758,000 30,897,907.50
CHUGAI PHARMACEUTICAL CO ... JP3519400000	6,860.00	4.13% 272.00		24/08/16 08:00:00	2,930,900 199,006,501.00
CITIZEN WATCH CO. LTD. JP3352400000	944.00	3.51% 32.00		24/08/16 08:00:00	1,483,600 13,937,366.00
COMSYS HOLDINGS CORP NPV JP3305530002	3,053.00	0.79% 24.00		24/08/16 08:00:00	687,200 20,993,443.00
CONCORDIA FINANCIAL GROUP... JP3305990008	873.50	4.95% 41.20		24/08/16 08:00:00	2,978,800 25,884,968.00
CREDIT SAISON CORP LTD. JP3271400008	3,266.00	3.95% 124.00		24/08/16 08:00:00	702,000 22,809,798.00

CYBERAGENT INC. JP331140000	961.30	0.60% 5.70		24/08/16 08:00:00	4,748,600 45,331,065.00
DAI NIPPON PRINTING CORP ... JP3493800001	4,959.00	2.91% 140.00		24/08/16 08:00:00	487,800 24,134,559.00
DAI-ICHI LIFE HOLDINGS IN... JP3476480003	4,159.00	3.10% 125.00		24/08/16 08:00:00	2,885,100 120,445,363.00
DAIICHI SANKYO CO LTD JP3475350009	5,963.00	3.69% 212.00		24/08/16 08:00:00	3,453,100 205,719,196.00
DAIKIN INDUSTRIES LTD. JP3481800005	17,945.00	1.18% 210.00		24/08/16 08:00:00	1,822,200 326,453,630.00
DAIWA HOUSE INDUSTRY CO. ... JP3505000004	4,408.00	0.69% 30.00		24/08/16 08:00:00	1,664,200 73,077,992.00
DAIWA SECURITIES GROUP NP... JP3502200003	1,111.50	3.30% 35.50		24/08/16 08:00:00	7,851,700 86,599,454.00
DENA CO LTD JP3548610009	1,704.50	4.47% 73.00		24/08/16 08:00:00	2,125,000 35,642,593.50
DENKA CO. LTD. JP3549600009	2,176.00	1.02% 22.00		24/08/16 08:00:00	431,700 9,411,761.50
DENSO CORP JP3551500006	2,319.50	2.84% 64.00		24/08/16 08:00:00	4,959,500 114,903,581.00
DENTSU GROUP INC. JP3551520004	4,207.00	-1.01% -43.00		24/08/16 08:00:00	1,572,500 66,432,545.00
DIC CORP JP3493400000	2,978.50	1.72% 50.50		24/08/16 08:00:00	220,600 6,590,190.50
DISCO CORPORATION NPV JP3548600000	48,290.00	6.88% 3,110.00		24/08/16 08:00:00	6,015,400 2,849,047,920.00
DOWA HOLDINGS INC. JP3638600001	4,894.00	3.10% 147.00		24/08/16 08:00:00	173,800 8,524,116.00
EAST JAPAN RAILWAY CORP JP3783600004	2,656.50	1.63% 42.50		24/08/16 08:00:00	2,763,300 73,371,514.00
EBARA CORP JP3166000004	2,083.50	3.43% 69.00		24/08/16 08:00:00	4,121,300 85,888,393.00
EISAI CO LTD JP3160400002	6,000.00	2.85% 166.00		24/08/16 08:00:00	1,208,400 71,868,814.00
ENEOS HOLDINGS INC. JP3386450005	761.50	4.98% 36.10		24/08/16 08:00:00	15,833,700 120,076,316.90
FANUC CORP. JP3802400006	4,213.00	3.36% 137.00		24/08/16 08:00:00	2,883,900 121,120,899.00
FAST RETAILING CO LTD NPV JP3802300008	43,750.00	6.16% 2,540.00		24/08/16 08:00:00	2,413,900 1,042,684,060.00
FUJI ELECTRIC CO. LTD. JP3820000002	8,512.00	4.60% 374.00		24/08/16 08:00:00	982,100 83,366,190.00
FUJIFILM HOLDINGS CORP JP3814000000	3,589.00	1.79% 63.00		24/08/16 08:00:00	2,595,300 93,104,117.00
FUJIKURA NPV JP3811000003	3,974.00	11.41% 407.00		24/08/16 08:00:00	13,235,100 514,657,979.00
FUJITSU LTD. JP3818000006	2,532.50	3.22% 79.00		24/08/16 08:00:00	4,745,600 119,749,400.00
FUKUOKA FINANCIAL GROUP JP3805010000	4,027.00	2.49% 98.00		24/08/16 08:00:00	1,187,900 47,655,783.00
FURUKAWA ELECTRIC CORP LT... JP3827200001	3,804.00	4.59% 167.00		24/08/16 08:00:00	1,272,200 48,525,356.00
GS YUASA CORP. JP3385820000	2,587.50	2.99% 75.00		24/08/16 08:00:00	644,700 16,552,068.50
HASEKO CORP	1,750.50	0.86%		24/08/16	477,100

JP3768600003		15.00		08:00:00	8,345,470.00
HINO MOTORS LTD. JP3792600003	463.70	-0.71% -3.30		24/08/16 08:00:00	2,257,300 10,499,529.30
HITACHI CONSTRUCTION MACH... JP3787000003	3,578.00	3.53% 122.00	■	24/08/16 08:00:00	1,217,400 43,424,662.00
HITACHI LTD. JP3788600009	3,660.00	7.77% 264.00	■	24/08/16 08:00:00	23,263,400 839,601,209.00
HITACHI ZOSEN CORP. JP3789000001	958.00	4.47% 41.00	■	24/08/16 08:00:00	833,500 7,961,338.00
HONDA MOTOR CORP LTD. JP3854600008	1,584.00	2.42% 37.50	■	24/08/16 08:00:00	24,351,700 385,155,881.00
HOYA CORP JP3837800006	19,800.00	1.15% 225.00	■	24/08/16 08:00:00	1,265,600 250,499,185.00
IDEMITSU KOSAN CO. LTD. JP3142500002	1,103.00	4.65% 49.00	■	24/08/16 08:00:00	5,873,200 64,240,673.00
IHI CORP JP3134800006	5,811.00	5.73% 315.00	■	24/08/16 08:00:00	4,248,700 245,609,905.00
INPEX CORP. JP3294460005	2,241.50	4.30% 92.50	■	24/08/16 08:00:00	5,199,700 115,652,581.00
ISETAN MITSUKOSHI HLDGS. ... JP3894900004	2,532.00	2.89% 71.00	■	24/08/16 08:00:00	8,077,100 205,344,518.50
ISUZU MOTORS LTD. JP3137200006	2,142.00	2.86% 59.50	■	24/08/16 08:00:00	2,077,000 44,168,494.00
ITOCU CORP. JP3143600009	7,167.00	1.39% 98.00	■	24/08/16 08:00:00	3,639,600 260,211,986.00
J FRONT RETAILING CO LTD ... JP3386380004	1,538.50	3.39% 50.50	■	24/08/16 08:00:00	2,199,500 33,996,458.00
JAPAN AIRLINES CO. LTD. JP3705200008	2,325.00	1.48% 34.00	■	24/08/16 08:00:00	2,659,000 61,476,967.00
JAPAN EXCHANGE GROUP INC. JP3183200009	3,487.00	2.23% 76.00	■	24/08/16 08:00:00	1,425,900 49,829,469.00
JAPAN POST HLDGS CO LTD N... JP3752900005	1,448.00	1.44% 20.50	■	24/08/16 08:00:00	8,116,800 117,843,688.50
JAPAN STEEL WORKS LTD. JP3721400004	4,584.00	5.33% 232.00	■	24/08/16 08:00:00	491,800 22,430,088.00
JAPAN TOBACCO INC NPV JP3726800000	4,188.00	1.13% 47.00	■	24/08/16 08:00:00	5,082,000 211,920,666.00
JFE HOLDINGS INC. JP3386030005	1,987.00	3.57% 68.50	■	24/08/16 08:00:00	4,842,700 95,964,008.50
JGC HOLDINGS CORP. JP3667600005	1,295.00	2.01% 25.50	■	24/08/16 08:00:00	1,798,700 23,231,902.00
JTEKT CORPORATION NPV JP3292200007	992.00	1.89% 18.40	■	24/08/16 08:00:00	765,300 7,601,746.10
KAJIMA CORP JP3210200006	2,621.50	2.44% 62.50	■	24/08/16 08:00:00	1,469,600 38,296,624.50
KANSAI EL. POWER CORP INC... JP3228600007	2,532.00	2.91% 71.50	■	24/08/16 08:00:00	1,872,400 47,195,296.00
KAO CORP JP3205800000	6,400.00	1.15% 73.00	■	24/08/16 08:00:00	1,268,200 81,014,199.00
KAWASAKI HEAVY INDUSTRIES... JP3224200000	5,055.00	4.33% 210.00	■	24/08/16 08:00:00	7,714,900 386,588,814.00
KAWASAKI KISEN KAISHA LTD... JP3223800008	2,150.00	2.36% 49.50	■	24/08/16 08:00:00	11,620,400 248,876,563.00
KDDI CORP. JP3496400007	4,657.00	1.73% 79.00	■	24/08/16 08:00:00	5,367,500 248,585,457.00

KEIO CORP. JP3277800003	3,541.00	1.40% 49.00		24/08/16 08:00:00	273,100 9,641,015.00
KEISEI ELECTRIC RAILWAY C... JP3278600006	4,332.00	1.55% 66.00		24/08/16 08:00:00	517,500 22,443,850.00
KEYENCE CORP JP3236200006	66,340.00	2.98% 1,920.00		24/08/16 08:00:00	530,800 351,762,040.00
KIKKOMAN CORP JP3240400006	1,742.00	1.75% 30.00		24/08/16 08:00:00	2,310,200 40,263,270.00
KIRIN HOLDINGS CO. LTD. JP3258000003	2,079.00	1.59% 32.50		24/08/16 08:00:00	1,917,500 39,686,228.50
KOBE STEEL LTD. JP3289800009	1,750.50	2.49% 42.50		24/08/16 08:00:00	3,978,700 69,461,968.50
KOMATSU LTD. JP3304200003	4,326.00	5.51% 226.00		24/08/16 08:00:00	5,500,200 235,705,246.00
KONAMI GROUP CORP. JP3300200007	11,850.00	1.63% 190.00		24/08/16 08:00:00	279,400 33,019,115.00
KONICA MINOLTA INC. JP3300600008	396.10	0.00% 0.00		24/08/16 08:00:00	3,061,200 12,173,464.50
KUBOTA CORP JP3266400005	2,082.50	3.35% 67.50		24/08/16 08:00:00	3,101,200 64,238,066.50
KURARAY CORP LTD. JP3269600007	1,898.50	5.15% 93.00		24/08/16 08:00:00	2,930,400 55,166,833.50
KYOCERA CORP JP3249600002	1,687.50	1.93% 32.00		24/08/16 08:00:00	3,872,600 65,327,188.00
KYOWA KIRIN CO. LTD. JP3256000005	3,160.00	3.57% 109.00		24/08/16 08:00:00	1,105,000 34,663,113.00
LASERTEC CORP NPV JP3979200007	28,880.00	1.19% 340.00		24/08/16 08:00:00	10,170,500 2,938,566,285.00
LY CORP. JP3933800009	382.70	1.73% 6.50		24/08/16 08:00:00	9,188,000 35,011,287.80
M3 INC NPV JP3435750009	1,260.00	1.12% 14.00		24/08/16 08:00:00	5,251,700 65,588,831.50
MARUBENI CORP JP3877600001	2,530.50	3.75% 91.50		24/08/16 08:00:00	5,499,600 138,263,606.50
MARUI GROUP CORP LTD. JP3870400003	2,347.50	0.97% 22.50		24/08/16 08:00:00	616,300 14,439,058.50
MAZDA MOTOR CORP. JP3868400007	1,251.00	2.08% 25.50		24/08/16 08:00:00	8,877,400 111,460,526.50
MEIJI HOLDINGS CORP LTD. JP3918000005	3,448.00	0.15% 5.00		24/08/16 08:00:00	1,341,100 46,175,855.00
MERCARI INC NPV JP3921290007	2,072.00	-1.15% -24.00		24/08/16 08:00:00	9,073,200 189,170,651.50
MINEBEA MITSUMI INC JP3906000009	3,146.00	6.18% 183.00		24/08/16 08:00:00	1,688,400 52,800,151.00