

NIKKEI 225

ISIN: JP9010C00002 WKN: -

Přehled

30.07.2024 02:30:00

Cena

38.263,87 JPYZměna  -0,53% (-204,76)

Základní údaje

ISIN	JP9010C00002
Symbol	-
Stát	Japan
Nástroje v indexu	225
Typ indexu	Price Index
Typ cenného papíru	Index

Tržní data




Otevírací cena	38.263,87 JPY
Max	38.263,87 JPY
Min	38.263,87 JPY
Závěrečná cena (předchozí den)	38.468,63 JPY
Obchodovaný objem (mil.)	-
Objem (kusy)	-

Top 5

Název 	Cena	+ - (%)	Trend 
SHIN-ETSU ...	6.844,00	+8,57	
RAKUTEN GR...	903,80	+7,56	
SUMCO CORP...	2.503,50	+6,94	
FURUKAWA E...	3.954,00	+6,18	
FUJIKURA N...	2.977,00	+6,08	

Denní **1t** 1m 6m 1r 3r

Flop 5

Název 	Cena	+ - (%)	Trend 
EISAI CO L...	5.768,00	-12,98	





51



Minulá výkonnost nezaručuje výkonnost budoucí.

Zdroj: FactSet

Aktuální analýzy a prognózy

Z trhů		
Datum	Nadpis	Stáhnout
02.05.2024	 FX markets reflect uncertain interest rate outlook	
22.02.2024	 Global Equity Ratings	
23.01.2024	 Minor movements in the euro expected	
27.10.2023	 Global Equity Ratings	
29.09.2023	 Global Equity Ratings	

HITACHI CO...	3.764,00	-9,54	↓
SCREEN HOL...	11.810,00	-7,26	↓
M3 INC NPV	1.426,00	-4,46	↓
KEYENCE CO...	65.120,00	-1,23	↓

Denní 1t 1m 6m 1r 3r

Futures a opce

Související Futures	39
Související Opce	-

Detaily

30.07.2024 02:30:00

Cena

38.263,87 JPYZměna ▼ -0,53% (-204,76)

Základní údaje

ISIN JP9010C00002

Symbol -

Stát Japan

Typ cenného papíru Index

Nástroje v indexu 225

Tržní data

Otevírací cena 38.263,87 JPY

Max 38.263,87 JPY

Min 38.263,87 JPY

Závěrečná cena (předchozí den) 38.468,63 JPY

Obchodovaný objem (mil.) -

Objem (kusy) -

Výkonnost a riziko

	6m	1r	3r
Výkonn. (%)	+6,78%	+17,43%	+38,46%
Výkonn. (abs.)	+2.441,69	+5.709,40	+10.686,21
Beta	-	-	-
Volatilita	17,96	17,78	18,30

5I



























































Minulá výkonnost nezaručuje výkonnost budoucí.
Zdroj: FactSet




























Ceny

Ø cena 5 dní Ø objem 5 dní (ks.)	38.550,96 JPY (0)
Ø cena 30 dní Ø objem 30 dní (ks.)	39.844,44 JPY (0)
Ø cena 100 dní Ø objem 100 dní (ks.)	39.198,53 JPY (0)
Ø cena 250 dní Ø objem 250 dní (ks.)	36.075,13 JPY (247.406.851)
YTD Max datum	42.426,77 JPY (11.07.2024)
YTD Min datum	32.693,18 JPY (04.01.2024)
52týdenní max. datum	42.426,77 JPY (11.07.2024)
52týdenní min. datum	30.487,67 JPY (04.10.2023)

Složení

Název  ISIN	Cena	Změna %  Změna +/-	Výkonnost 	Datum Čas	Obrát v kusech  Peněžní obrát 
ADVANTEST CORP JP3122400009	5.731,00	4,11% 226,00		29.07.24 08:00:00	8.172.100 467.643.930,00
AEON CO LTD NPV JP3388200002	3.366,00	1,45% 48,00		29.07.24 08:00:00	1.290.100 43.267.108,00
AGC INC. JP3112000009	5.250,00	1,45% 75,00		29.07.24 08:00:00	672.100 35.226.839,00
AJINOMOTO CORP INC. JP3119600009	6.197,00	0,96% 59,00		29.07.24 08:00:00	1.061.000 65.685.019,00
ALPS ALPINE CO. LTD. JP3126400005	1.587,00	4,51% 68,50		29.07.24 08:00:00	1.325.600 20.960.019,00
AMADA CO LTD JP3122800000	1.750,00	2,25% 38,50		29.07.24 08:00:00	976.400 17.095.811,00
ANA HOLDINGS INC. JP3429800000	2.958,50	2,11% 61,00		29.07.24 08:00:00	1.794.000 52.906.589,50
AOZORA BANK NPV JP3711200000	2.454,00	1,76% 42,50		29.07.24 08:00:00	529.100 12.956.240,00
ASAHI GROUP HOLDINGS LTD JP3116000005	5.666,00	-1,19% -68,00		29.07.24 08:00:00	1.908.700 108.735.887,00
ASAHI KASEI CORP JP3111200006	1.065,00	2,80% 29,00		29.07.24 08:00:00	3.496.200 37.123.744,00
ASTELLAS PHARMA INC. JP3942400007	1.710,50	1,27% 21,50		29.07.24 08:00:00	7.789.200 132.991.807,50
BANDAI NAMCO HOLDINGS INC... JP3778630008	3.215,00	2,52% 79,00		29.07.24 08:00:00	1.456.200 46.808.277,00
BRIDGESTONE CORP NPV JP3830800003	6.156,00	1,55% 94,00		29.07.24 08:00:00	1.103.600 67.901.171,00
CANON INC. JP3242800005	4.778,00	3,38% 156,00		29.07.24 08:00:00	5.976.900 283.097.492,00
CASIO COMPUTER CORP LTD. JP3209000003	1.216,50	1,25% 15,00		29.07.24 08:00:00	742.400 9.048.048,00
CENTRAL JAPAN RAILWAY CO ... JP3566800003	3.498,00	2,61% 89,00		29.07.24 08:00:00	1.875.000 65.373.017,00
CHIBA BANK LTD. JP3511800009	1.398,00	2,53% 34,50		29.07.24 08:00:00	1.497.300 20.941.618,50
CHUBU ELECTRIC POWER CORP... JP3526600006	1.865,50	3,01% 54,50		29.07.24 08:00:00	2.060.700 38.269.381,00
CHUGAI PHARMACEUTICAL CO ... JP3519400000	6.339,00	1,20% 75,00		29.07.24 08:00:00	2.089.300 132.835.393,00
CITIZEN WATCH CO. LTD. JP3352400000	1.016,00	1,50% 15,00		29.07.24 08:00:00	813.200 8.280.762,00
COMSYS HOLDINGS CORP NPV JP3305530002	3.197,00	0,41% 13,00		29.07.24 08:00:00	322.300 10.362.732,00
CONCORDIA FINANCIAL GROUP... JP3305990008	919,90	2,29% 20,60		29.07.24 08:00:00	2.409.300 22.145.661,30
CREDIT SAISON CORP LTD. JP3271400008	3.408,00	1,91% 64,00		29.07.24 08:00:00	585.200 19.991.680,00

CYBERAGENT INC. JP3311400000	978,40	3,57% 33,70		29.07.24 08:00:00	3.965.600 38.621.519,20
DAI NIPPON PRINTING CORP ... JP3493800001	4.953,00	2,17% 105,00		29.07.24 08:00:00	427.900 21.178.790,00
DAI-ICHI LIFE HOLDINGS IN... JP3476480003	4.583,00	5,31% 231,00		29.07.24 08:00:00	3.101.200 141.234.740,00
DAIICHI SANKYO CO LTD JP3475350009	5.824,00	2,93% 166,00		29.07.24 08:00:00	2.812.400 163.409.268,00
DAIKIN INDUSTRIES LTD. JP3481800005	22.270,00	1,69% 370,00		29.07.24 08:00:00	634.700 141.391.980,00
DAIWA HOUSE INDUSTRY CO. ... JP3505000004	4.226,00	2,15% 89,00		29.07.24 08:00:00	1.207.900 51.043.834,00
DAIWA SECURITIES GROUP NP... JP3502200003	1.237,50	3,13% 37,50		29.07.24 08:00:00	4.459.100 55.036.351,00
DENA CO LTD JP3548610009	1.567,50	2,42% 37,00		29.07.24 08:00:00	334.600 5.234.228,50
DENKA CO. LTD. JP3549600009	2.182,00	1,42% 30,50		29.07.24 08:00:00	276.400 6.026.195,00
DENSO CORP JP3551500006	2.403,50	1,35% 32,00		29.07.24 08:00:00	4.258.000 102.567.831,50
DENTSU GROUP INC. JP3551520004	3.991,00	1,66% 65,00		29.07.24 08:00:00	833.800 33.347.234,00
DIC CORP JP3493400000	3.094,00	4,76% 140,50		29.07.24 08:00:00	371.000 11.402.366,50
DISCO CORPORATION NPV JP3548600000	47.580,00	3,21% 1.480,00		29.07.24 08:00:00	4.407.300 2.070.309.160,00
DOWA HOLDINGS INC. JP3638600001	5.482,00	1,44% 78,00		29.07.24 08:00:00	124.600 6.843.926,00
EAST JAPAN RAILWAY CORP JP3783600004	2.763,00	1,94% 52,50		29.07.24 08:00:00	2.606.300 71.937.829,00
EBARA CORP JP3166000004	2.098,00	2,99% 61,00		29.07.24 08:00:00	1.820.200 38.293.150,00
EISAI CO LTD JP3160400002	5.768,00	-12,98% -860,00		29.07.24 08:00:00	6.801.100 395.060.034,00
ENEOS HOLDINGS INC. JP3386450005	789,20	2,67% 20,50		29.07.24 08:00:00	13.193.700 104.214.345,40
FANUC CORP. JP3802400006	4.262,00	4,03% 165,00		29.07.24 08:00:00	4.548.900 193.134.696,00
FAST RETAILING CO LTD NPV JP3802300008	41.160,00	0,76% 310,00		29.07.24 08:00:00	1.190.200 493.096.880,00
FUJI ELECTRIC CO. LTD. JP3820000002	8.553,00	5,32% 432,00		29.07.24 08:00:00	926.900 78.314.834,00
FUJIFILM HOLDINGS CORP JP3814000000	3.486,00	2,62% 89,00		29.07.24 08:00:00	4.913.500 170.187.166,00
FUJIKURA NPV JP3811000003	2.977,00	6,08% 170,50		29.07.24 08:00:00	3.971.100 118.105.213,50
FUJITSU LTD. JP3818000006	2.745,00	1,67% 45,00		29.07.24 08:00:00	8.294.500 227.384.277,50
FUKUOKA FINANCIAL GROUP JP3805010000	4.205,00	1,62% 67,00		29.07.24 08:00:00	753.100 31.540.117,00
FURUKAWA ELECTRIC CORP LT... JP3827200001	3.954,00	6,18% 230,00		29.07.24 08:00:00	1.133.000 44.976.083,00
GS YUASA CORP. JP3385820000	2.629,00	1,35% 35,00		29.07.24 08:00:00	527.800 13.916.458,00
HASEKO CORP	1.860,00	1,47%		29.07.24	647.700

JP3768600003		27,00		08:00:00	12.071.411,50
HINO MOTORS LTD. JP3792600003	476,60	5,12% 23,20		29.07.24 08:00:00	7.992.900 37.661.231,60
HITACHI CONSTRUCTION MACH... JP3787000003	3.764,00	-9,54% -397,00		29.07.24 08:00:00	5.727.600 216.476.473,00
HITACHI LTD. JP3788600009	3.234,00	3,22% 101,00		29.07.24 08:00:00	18.652.500 601.691.844,00
HITACHI ZOSEN CORP. JP3789000001	1.089,00	3,13% 33,00		29.07.24 08:00:00	468.800 5.118.958,00
HONDA MOTOR CORP LTD. JP3854600008	1.622,50	2,66% 42,00		29.07.24 08:00:00	24.222.600 392.426.818,50
HOYA CORP JP3837800006	19.010,00	3,85% 705,00		29.07.24 08:00:00	976.100 184.427.615,00
IDEMITSU KOSAN CO. LTD. JP3142500002	990,30	3,12% 30,00		29.07.24 08:00:00	5.995.100 59.121.794,50
IHI CORP JP3134800006	5.441,00	5,40% 279,00		29.07.24 08:00:00	3.946.400 215.660.743,00
INPEX CORP. JP3294460005	2.311,00	2,17% 49,00		29.07.24 08:00:00	5.029.200 116.160.816,50
ISETAN MITSUKOSHI HLDGS. ... JP3894900004	3.066,00	5,54% 161,00		29.07.24 08:00:00	3.288.700 99.797.483,00
ISUZU MOTORS LTD. JP3137200006	2.071,50	1,97% 40,00		29.07.24 08:00:00	1.856.400 38.457.030,00
ITOCU CORP. JP3143600009	7.620,00	1,98% 148,00		29.07.24 08:00:00	1.966.000 150.086.404,00
J FRONT RETAILING CO LTD ... JP3386380004	1.833,00	1,95% 35,00		29.07.24 08:00:00	1.336.500 24.535.647,50
JAPAN AIRLINES CO. LTD. JP3705200008	2.469,50	2,21% 53,50		29.07.24 08:00:00	2.712.500 66.739.665,00
JAPAN EXCHANGE GROUP INC. JP3183200009	3.646,00	1,14% 41,00		29.07.24 08:00:00	2.028.900 73.920.258,00
JAPAN POST HLDGS CO LTD N... JP3752900005	1.561,50	3,34% 50,50		29.07.24 08:00:00	5.731.700 89.072.563,50
JAPAN STEEL WORKS LTD. JP3721400004	4.245,00	1,36% 57,00		29.07.24 08:00:00	492.500 20.915.907,00
JAPAN TOBACCO INC NPV JP3726800000	4.416,00	2,01% 87,00		29.07.24 08:00:00	3.455.700 152.304.380,00
JFE HOLDINGS INC. JP3386030005	2.192,00	1,76% 38,00		29.07.24 08:00:00	2.987.100 65.365.834,00
JGC HOLDINGS CORP. JP3667600005	1.266,00	1,20% 15,00		29.07.24 08:00:00	1.211.700 15.368.469,50
JTEKT CORPORATION NPV JP3292200007	1.059,00	0,71% 7,50		29.07.24 08:00:00	855.300 9.109.459,00
KAJIMA CORP JP3210200006	2.867,00	1,67% 47,00		29.07.24 08:00:00	929.000 26.685.618,00
KANSAI EL. POWER CORP INC... JP3228600007	2.579,50	2,81% 70,50		29.07.24 08:00:00	2.592.600 66.440.448,00
KAO CORP JP3205800000	6.764,00	1,42% 95,00		29.07.24 08:00:00	986.400 66.702.953,00
KAWASAKI HEAVY INDUSTRIES... JP3224200000	5.498,00	2,63% 141,00		29.07.24 08:00:00	4.658.600 257.089.021,00
KAWASAKI KISEN KAISHA LTD... JP3223800008	2.248,50	0,29% 6,50		29.07.24 08:00:00	11.533.100 259.307.649,50
KDDI CORP. JP3496400007	4.540,00	0,60% 27,00		29.07.24 08:00:00	4.118.900 187.224.915,00

KEIO CORP. JP3277800003	3.753,00	0,94% 35,00		29.07.24 08:00:00	227.500 8.549.997,00
KEISEI ELECTRIC RAILWAY C... JP3278600006	4.571,00	1,08% 49,00		29.07.24 08:00:00	513.300 23.427.398,00
KEYENCE CORP JP3236200006	65.120,00	-1,23% -810,00		29.07.24 08:00:00	712.700 463.754.100,00
KIKKOMAN CORP JP3240400006	1.912,00	0,55% 10,50		29.07.24 08:00:00	2.151.600 41.403.658,50
KIRIN HOLDINGS CO. LTD. JP3258000003	2.116,50	0,59% 12,50		29.07.24 08:00:00	2.249.200 47.638.971,00
KOBE STEEL LTD. JP3289800009	1.866,00	2,67% 48,50		29.07.24 08:00:00	2.508.000 46.613.933,00
KOMATSU LTD. JP3304200003	4.523,00	-0,37% -17,00		29.07.24 08:00:00	4.900.000 222.640.683,00
KONAMI GROUP CORP. JP3300200007	11.420,00	0,48% 55,00		29.07.24 08:00:00	290.800 33.400.050,00
KONICA MINOLTA INC. JP3300600008	442,00	1,17% 5,10		29.07.24 08:00:00	2.188.800 9.681.778,70
KUBOTA CORP JP3266400005	2.183,50	0,34% 7,50		29.07.24 08:00:00	2.056.100 45.172.581,00
KURARAY CORP LTD. JP3269600007	1.876,50	2,29% 42,00		29.07.24 08:00:00	888.800 16.672.105,50
KYOCERA CORP JP3249600002	1.872,00	1,13% 21,00		29.07.24 08:00:00	3.023.200 56.938.156,50
KYOWA KIRIN CO. LTD. JP3256000005	3.174,00	0,60% 19,00		29.07.24 08:00:00	730.900 23.243.242,00
LASERTEC CORP NPV JP3979200007	26.175,00	2,09% 535,00		29.07.24 08:00:00	4.273.200 1.120.933.145,00
LY CORP. JP3933800009	369,70	1,62% 5,90		29.07.24 08:00:00	14.972.400 55.132.389,30
M3 INC NPV JP3435750009	1.426,00	-4,46% -66,50		29.07.24 08:00:00	13.989.400 204.782.151,50
MARUBENI CORP JP3877600001	2.847,50	1,66% 46,50		29.07.24 08:00:00	3.575.700 102.100.896,50
MARUI GROUP CORP LTD. JP3870400003	2.415,00	1,00% 24,00		29.07.24 08:00:00	549.300 13.277.439,00
MAZDA MOTOR CORP. JP3868400007	1.338,50	4,08% 52,50		29.07.24 08:00:00	8.402.500 112.285.658,00
MEIJI HOLDINGS CORP LTD. JP3918000005	3.802,00	1,47% 55,00		29.07.24 08:00:00	873.600 33.184.213,00
MERCARI INC NPV JP3921290007	2.322,50	6,07% 133,00		29.07.24 08:00:00	7.251.500 166.510.796,00
MINEBEA MITSUMI INC JP3906000009	3.612,00	1,46% 52,00		29.07.24 08:00:00	1.520.500 55.113.563,00