

NIKKEI 225

ISIN: JP9010C00002 WKN: -

Overview

2024/06/28 08:00:00

Price

39,583.08 JPY

Difference ▲ 0.61% (241.54)

General attributes

ISIN	JP9010C00002
Symbol	-
Country	Japan
Instruments in index	225
Type of index	Price Index
Security type	Index

Market data

Open	39,633.87 JPY
High	39,783.70 JPY
Low	39,485.73 JPY
Close (prev. day)	39,341.54 JPY
Trading volume (m)	-
Volume (pcs)	-

Top 5

Name ⬇	Price	+ - (%)	Trend ⬇
SUMITOMO D...	405.00	+8.00	▲
EBARA CORP	2,543.50	+7.32	▲
IHI CORP	4,805.00	+5.91	▲
MS & AD IN...	3,575.00	+4.62	▲
MITSUBISHI...	1,729.00	+3.88	▲

Intraday **1W** 1M 6m 1Y 3Y

Flop 5

Name ⬇	Price	+ - (%)	Trend ⬇
HINO MOTOR...	418.00	-5.43	▼
SHISEIDO C...	4,588.00	-4.95	▼
SHARP CORP	930.10	-4.76	▼
KAO CORP	6,524.00	-2.89	▼



Information about previous performance does not guarantee future performance.
Source: FactSet

Recent research

on market		
Date	Headline	Download
2024/05/02	FX markets reflect uncertain interest rate outlook	Download
2024/02/22	Global Equity Ratings	Download
2024/01/23	Minor movements in the euro expected	Download
2023/10/27	Global Equity Ratings	Download
2023/09/29	Global Equity Ratings	Download

RAKUTEN GR...	829.90	-2.70			
Intraday	1W	1M	6m	1Y	3Y

Futures and Options	
Related Futures	39
Related Options	-

Details

2024/06/28 08:00:00

Price

39,583.08 JPY

Difference ▲ 0.61% (241.54)

General attributes

ISIN JP9010C00002

Symbol -

Country Japan

Security type Index

Instruments in index 225

Market data

Open 39,633.87 JPY

High 39,783.70 JPY

Low 39,485.73 JPY

Close (prev. day) 39,341.54 JPY

Trading volume (m) -

Volume (pcs) -

Performance and Risk

	6m	1Y	3Y
Perf (%)	+18.02%	+19.25%	+36.27%
Perf (abs.)	+6,043.46	+6,389.09	+10,535.06
Beta	-	-	-
Volatility	16.82	17.11	18.15


























Information about previous performance does not guarantee future performance.
Source: FactSet

Price data

Ø price 5 days Ø volume 5 days (pcs.)	39,313.90 JPY (0)
Ø price 30 days Ø volume 30 days (pcs.)	38,813.81 JPY (0)
Ø price 100 days Ø volume 100 days (pcs.)	38,945.69 JPY (0)
Ø price 250 days Ø volume 250 days (pcs.)	35,435.83 JPY (325,885,350)
YTD High date	41,087.75 JPY (2024/03/22)
YTD Low date	32,693.18 JPY (2024/01/04)
52 Weeks High date	41,087.75 JPY (2024/03/22)
52 Weeks Low date	30,487.67 JPY (2023/10/04)

Composition

Name ISIN	Price	Diff % Diff +/-	Performance	Date Time	Turnover Pc. Turnover Money
ADVANTEST CORP JP3122400009	6,425.00	3.00% 187.00		24/06/28 08:00:00	13,515,700 864,449,051.00
AEON CO LTD NPV JP3388200002	3,439.00	0.64% 22.00		24/06/28 08:00:00	1,440,000 49,526,876.00
AGC INC. JP3112000009	5,206.00	-0.19% -10.00		24/06/28 08:00:00	892,000 46,542,507.00
AJINOMOTO CORP INC. JP3119600009	5,641.00	-2.49% -144.00		24/06/28 08:00:00	1,687,700 95,912,818.00
ALPS ALPINE CO. LTD. JP3126400005	1,536.50	-0.36% -5.50		24/06/28 08:00:00	1,532,600 23,631,959.50
AMADA CO LTD JP3122800000	1,777.00	0.51% 9.00		24/06/28 08:00:00	1,075,900 19,088,733.50
ANA HOLDINGS INC. JP3429800000	2,969.50	-0.30% -9.00		24/06/28 08:00:00	1,303,800 38,767,947.50
AOZORA BANK NPV JP3711200000	2,627.50	-0.66% -17.50		24/06/28 08:00:00	917,600 24,192,446.50
ASAHI GROUP HOLDINGS LTD JP3116000005	5,675.00	-1.18% -68.00		24/06/28 08:00:00	1,589,900 90,285,348.00
ASAHI KASEI CORP JP3111200006	1,030.50	-0.19% -2.00		24/06/28 08:00:00	5,208,700 53,670,532.50
ASTELLAS PHARMA INC. JP3942400007	1,590.00	-0.56% -9.00		24/06/28 08:00:00	8,161,300 130,081,294.00
BANDAI NAMCO HOLDINGS INC... JP3778630008	3,140.00	1.68% 52.00		24/06/28 08:00:00	2,827,100 88,713,926.00
BRIDGESTONE CORP NPV JP3830800003	6,322.00	0.21% 13.00		24/06/28 08:00:00	1,635,200 103,328,163.00
CANON INC. JP3242800005	4,354.00	-0.50% -22.00		24/06/28 08:00:00	2,681,000 116,993,987.00
CASIO COMPUTER CORP LTD. JP3209000003	1,201.50	-0.83% -10.00		24/06/28 08:00:00	1,187,600 14,296,260.50
CENTRAL JAPAN RAILWAY CO ... JP3566800003	3,473.00	1.25% 43.00		24/06/28 08:00:00	2,578,400 89,312,465.00
CHIBA BANK LTD. JP3511800009	1,432.00	1.78% 25.00		24/06/28 08:00:00	2,620,700 37,442,745.00
CHUBU ELECTRIC POWER CORP... JP3526600006	1,901.00	-0.18% -3.50		24/06/28 08:00:00	2,501,400 47,426,100.00
CHUGAI PHARMACEUTICAL CO ... JP3519400000	5,716.00	-1.43% -83.00		24/06/28 08:00:00	3,559,400 204,232,779.00
CITIZEN WATCH CO. LTD. JP3352400000	1,075.00	0.94% 10.00		24/06/28 08:00:00	1,127,700 12,116,544.00
COMSYS HOLDINGS CORP NPV JP3305530002	3,091.00	-0.83% -26.00		24/06/28 08:00:00	517,200 16,000,226.00
CONCORDIA FINANCIAL GROUP... JP3305990008	946.20	1.00% 9.40		24/06/28 08:00:00	5,052,400 47,957,050.30
CREDIT SAISON CORP LTD. JP3271400008	3,328.00	2.18% 71.00		24/06/28 08:00:00	767,900 25,423,913.00

CYBERAGENT INC. JP331140000	1,007.50	0.65% 6.50		24/06/28 08:00:00	3,662,700 36,843,770.50
DAI NIPPON PRINTING CORP ... JP3493800001	5,412.00	2.13% 113.00		24/06/28 08:00:00	639,100 34,527,993.00
DAI-ICHI LIFE HOLDINGS IN... JP3476480003	4,298.00	1.87% 79.00		24/06/28 08:00:00	2,761,800 118,709,411.00
DAIICHI SANKYO CO LTD JP3475350009	5,524.00	0.33% 18.00		24/06/28 08:00:00	4,761,400 264,129,485.00
DAIKIN INDUSTRIES LTD. JP3481800005	22,370.00	0.07% 15.00		24/06/28 08:00:00	1,065,400 238,110,040.00
DAIWA HOUSE INDUSTRY CO. ... JP3505000004	4,077.00	0.74% 30.00		24/06/28 08:00:00	1,603,800 65,245,480.00
DAIWA SECURITIES GROUP NP... JP3502200003	1,227.00	1.57% 19.00		24/06/28 08:00:00	6,512,200 79,947,401.50
DENA CO LTD JP3548610009	1,595.00	-0.78% -12.50		24/06/28 08:00:00	621,300 9,898,726.50
DENKA CO. LTD. JP3549600009	2,163.50	-0.02% -0.50		24/06/28 08:00:00	429,600 9,284,495.50
DENSO CORP JP3551500006	2,498.00	-0.02% -0.50		24/06/28 08:00:00	6,291,000 157,189,888.50
DENTSU GROUP INC. JP3551520004	4,053.00	0.35% 14.00		24/06/28 08:00:00	718,500 29,096,975.00
DIC CORP JP3493400000	3,051.00	-0.33% -10.00		24/06/28 08:00:00	243,900 7,432,013.00
DISCO CORPORATION NPV JP3548600000	61,040.00	0.35% 210.00		24/06/28 08:00:00	2,285,300 1,403,099,880.00
DOWA HOLDINGS INC. JP3638600001	5,709.00	-1.50% -87.00		24/06/28 08:00:00	237,800 13,590,248.00
EAST JAPAN RAILWAY CORP JP3783600004	2,664.50	1.00% 26.50		24/06/28 08:00:00	2,905,500 77,195,710.00
EBARA CORP JP3166000004	2,543.50	7.32% 173.50		24/06/28 08:00:00	4,716,100 118,112,825.00
EISAI CO LTD JP3160400002	6,592.00	-0.56% -37.00		24/06/28 08:00:00	1,069,700 70,719,749.00
ENEOS HOLDINGS INC. JP3386450005	826.60	0.79% 6.50		24/06/28 08:00:00	14,636,600 121,165,171.50
FANUC CORP. JP3802400006	4,409.00	2.06% 89.00		24/06/28 08:00:00	3,718,900 163,915,547.00
FAST RETAILING CO LTD NPV JP3802300008	40,560.00	0.17% 70.00		24/06/28 08:00:00	1,307,500 530,190,030.00
FUJI ELECTRIC CO. LTD. JP3820000002	9,152.00	1.34% 121.00		24/06/28 08:00:00	636,800 58,119,550.00
FUJIFILM HOLDINGS CORP JP3814000000	3,762.00	0.59% 22.00		24/06/28 08:00:00	3,004,500 112,745,056.00
FUJIKURA NPV JP3811000003	3,176.00	0.57% 18.00		24/06/28 08:00:00	2,231,900 70,711,420.00
FUJITSU LTD. JP3818000006	2,517.00	0.48% 12.00		24/06/28 08:00:00	5,543,100 139,851,769.50
FUKUOKA FINANCIAL GROUP JP3805010000	4,300.00	1.99% 84.00		24/06/28 08:00:00	1,026,800 44,108,335.00
FURUKAWA ELECTRIC CORP LT... JP3827200001	4,074.00	0.44% 18.00		24/06/28 08:00:00	507,700 20,722,161.00
GS YUASA CORP. JP3385820000	3,187.00	-0.81% -26.00		24/06/28 08:00:00	624,800 19,903,176.00
HASEKO CORP	1,778.00	0.57%		24/06/28	809,400

JP3768600003		10.00		08:00:00	14,351,248.00
HINO MOTORS LTD. JP3792600003	418.00	-5.43% -24.00		24/06/28 08:00:00	6,739,200 28,290,469.00
HITACHI CONSTRUCTION MACH... JP3787000003	4,308.00	0.68% 29.00		24/06/28 08:00:00	946,200 40,733,756.00
HITACHI LTD. JP3788600009	3,601.00	-1.45% -53.00		24/06/28 08:00:00	20,068,600 728,311,076.00
HITACHI ZOSEN CORP. JP3789000001	1,052.00	1.06% 11.00		24/06/28 08:00:00	670,100 7,058,413.00
HONDA MOTOR CORP LTD. JP3854600008	1,720.00	0.44% 7.50		24/06/28 08:00:00	13,791,500 237,437,299.00
HOYA CORP JP3837800006	18,705.00	0.29% 55.00		24/06/28 08:00:00	907,800 169,936,305.00
IDEMITSU KOSAN CO. LTD. JP3142500002	1,041.50	1.07% 11.00		24/06/28 08:00:00	4,325,300 44,964,005.00
IHI CORP JP3134800006	4,805.00	5.91% 268.00		24/06/28 08:00:00	6,850,300 325,664,232.00
INPEX CORP. JP3294460005	2,367.00	1.65% 38.50		24/06/28 08:00:00	5,256,400 124,200,175.00
ISETAN MITSUKOSHI HLDGS. ... JP3894900004	3,020.00	0.82% 24.50		24/06/28 08:00:00	3,287,600 99,670,370.50
ISUZU MOTORS LTD. JP3137200006	2,131.00	0.24% 5.00		24/06/28 08:00:00	3,173,200 67,463,314.50
ITOCU CORP. JP3143600009	7,854.00	2.59% 198.00		24/06/28 08:00:00	4,014,000 315,536,502.00
J FRONT RETAILING CO LTD ... JP3386380004	1,677.50	0.60% 10.00		24/06/28 08:00:00	2,110,800 35,297,340.00
JAPAN AIRLINES CO. LTD. JP3705200008	2,538.50	-0.72% -18.50		24/06/28 08:00:00	2,826,100 71,842,023.00
JAPAN EXCHANGE GROUP INC. JP3183200009	3,752.00	2.04% 75.00		24/06/28 08:00:00	1,754,500 65,594,298.00
JAPAN POST HLDGS CO LTD N... JP3752900005	1,595.00	1.21% 19.00		24/06/28 08:00:00	9,652,600 154,491,964.00
JAPAN STEEL WORKS LTD. JP3721400004	4,283.00	2.42% 101.00		24/06/28 08:00:00	794,200 34,075,769.00
JAPAN TOBACCO INC NPV JP3726800000	4,348.00	-0.50% -22.00		24/06/28 08:00:00	7,436,900 324,514,630.00
JFE HOLDINGS INC. JP3386030005	2,315.50	0.11% 2.50		24/06/28 08:00:00	3,026,200 70,212,347.50
JGC HOLDINGS CORP. JP3667600005	1,260.50	-0.90% -11.50		24/06/28 08:00:00	1,314,000 16,597,592.00
JTEKT CORPORATION NPV JP3292200007	1,119.50	0.67% 7.50		24/06/28 08:00:00	1,085,900 12,123,881.00
KAJIMA CORP JP3210200006	2,781.50	0.14% 4.00		24/06/28 08:00:00	1,883,000 52,487,971.00
KANSAI EL. POWER CORP INC... JP3228600007	2,702.00	-1.28% -35.00		24/06/28 08:00:00	3,460,100 93,284,394.50
KAO CORP JP3205800000	6,524.00	-2.89% -194.00		24/06/28 08:00:00	2,501,500 164,045,199.00
KAWASAKI HEAVY INDUSTRIES... JP3224200000	6,110.00	1.51% 91.00		24/06/28 08:00:00	2,927,600 179,021,679.00
KAWASAKI KISEN KAISHA LTD... JP3223800008	2,340.00	3.59% 81.00		24/06/28 08:00:00	12,538,000 290,261,555.00
KDDI CORP. JP3496400007	4,254.00	0.78% 33.00		24/06/28 08:00:00	4,811,100 204,751,441.00

KEIO CORP. JP3277800003	3,733.00	0.57% 21.00	█	24/06/28 08:00:00	281,000 10,477,773.00
KEISEI ELECTRIC RAILWAY C... JP3278600006	5,176.00	-0.19% -10.00		24/06/28 08:00:00	493,500 25,557,541.00
KEYENCE CORP JP3236200006	70,550.00	0.03% 20.00		24/06/28 08:00:00	539,800 380,467,840.00
KIKKOMAN CORP JP3240400006	1,863.50	-0.61% -11.50		24/06/28 08:00:00	2,545,100 47,528,279.00
KIRIN HOLDINGS CO. LTD. JP3258000003	2,073.00	-0.62% -13.00		24/06/28 08:00:00	3,804,000 78,992,214.50
KOBE STEEL LTD. JP3289800009	1,996.50	0.88% 17.50	█	24/06/28 08:00:00	3,542,400 70,644,596.50
KOMATSU LTD. JP3304200003	4,671.00	1.90% 87.00	█	24/06/28 08:00:00	2,848,900 132,549,898.00
KONAMI GROUP CORP. JP3300200007	11,580.00	0.70% 80.00	█	24/06/28 08:00:00	548,500 63,379,475.00
KONICA MINOLTA INC. JP3300600008	445.20	0.20% 0.90		24/06/28 08:00:00	2,266,400 10,116,491.60
KUBOTA CORP JP3266400005	2,250.00	1.03% 23.00	█	24/06/28 08:00:00	3,865,600 87,001,121.00
KURARAY CORP LTD. JP3269600007	1,849.50	-0.99% -18.50		24/06/28 08:00:00	1,588,400 29,385,111.00
KYOCERA CORP JP3249600002	1,851.50	-1.04% -19.50		24/06/28 08:00:00	4,720,900 87,579,510.50
KYOWA KIRIN CO. LTD. JP3256000005	2,747.50	0.83% 22.50	█	24/06/28 08:00:00	819,100 22,453,912.00
LASERTEC CORP NPV JP3979200007	36,090.00	3.20% 1,120.00	█	24/06/28 08:00:00	5,315,700 1,909,236,150.00
LY CORP. JP3933800009	388.90	-0.28% -1.10		24/06/28 08:00:00	12,436,000 48,290,496.20
M3 INC NPV JP3435750009	1,533.50	-2.04% -32.00		24/06/28 08:00:00	2,783,000 42,848,911.00
MARUBENI CORP JP3877600001	2,975.50	0.68% 20.00	█	24/06/28 08:00:00	3,889,100 115,802,522.50
MARUI GROUP CORP LTD. JP3870400003	2,269.00	0.04% 1.00		24/06/28 08:00:00	854,600 19,400,356.00
MAZDA MOTOR CORP. JP3868400007	1,556.00	0.42% 6.50	█	24/06/28 08:00:00	3,613,700 56,248,932.00
MEIJI HOLDINGS CORP LTD. JP3918000005	3,469.00	-0.23% -8.00		24/06/28 08:00:00	768,900 26,723,970.00
MERCARI INC NPV JP3921290007	1,997.50	-0.57% -11.50		24/06/28 08:00:00	6,361,600 129,213,111.00
MINEBEA MITSUMI INC JP3906000009	3,295.00	0.46% 15.00	█	24/06/28 08:00:00	1,150,100 37,921,039.00