

## NIKKEI 225

ISIN: JP9010C00002

WKN: -

## Přehled

26.04.2024 08:00:00

Cena

37.934,76 JPY

Změna ▲ 0,81% (306,28)

## Základní údaje

ISIN JP9010C00002

Symbol -

Stát Japan

Nástroje v indexu 225

Typ indexu Price Index

Typ cenného papíru Index

## Tržní data

Otevírací cena 37.621,93 JPY

Max 38.097,54 JPY

Min 37.550,70 JPY

Závěrečná cena (předchozí den) 37.628,48 JPY

Obchodovaný objem (mil.) -

Objem (kusy) -

## Top 5

Název	Cena	+/- (%)	Trend
KEYENCE CO...	69.610,00	+7,79	<span style="color: green;">▲</span>
CYBERAGENT...	1.029,00	+5,38	<span style="color: green;">▲</span>
T&D HOLDIN...	2.550,00	+5,35	<span style="color: green;">▲</span>
DAIICHI SA...	5.010,00	+5,12	<span style="color: green;">▲</span>
TOKUYAMA C...	2.926,50	+4,89	<span style="color: green;">▲</span>

Denní 1t 1m 6m 1r 3r

## Flop 5

Název	Cena	+/- (%)	Trend
JTEKT CORP...	1.260,00	-9,16	<span style="color: red;">▼</span>
SHIN-ETSU ...	5.906,00	-6,37	<span style="color: red;">▼</span>
NTN CORP N...	306,90	-2,88	<span style="color: red;">▼</span>

51



Minulá výkonnost nezaručuje výkonnost budoucí.

Zdroj: FactSet

## Aktuální analýzy a prognózy

Z trhů			
Datum	Nadpis	Stáhnout	
22.02.2024	Global Equity Ratings	<a href="#">Stáhnout</a>	
23.01.2024	Minor movements in the euro expected	<a href="#">Stáhnout</a>	
27.10.2023	Global Equity Ratings	<a href="#">Stáhnout</a>	
29.09.2023	Global Equity Ratings	<a href="#">Stáhnout</a>	
08.09.2023	Global Equity Ratings	<a href="#">Stáhnout</a>	

FUJITSU LT...	2.425,50	-2,30	↓
---------------	----------	-------	---

HINO MOTOR...	452,30	-2,23	↓
------------------	--------	-------	---

Denní	1t	1m	6m	1r	3r
-------	----	----	----	----	----

**Futures a opce**

Související Futures	-
---------------------	---

Související Opce	-
------------------	---

## Detaily

26.04.2024 08:00:00

Cena

**37.934,76** JPYZměna  0,81% (306,28)

### Základní údaje

ISIN JP9010C00002

Symbol -

Stát Japan

Typ cenného papíru Index

Nástroje v indexu 225

### Tržní data

Otevírací cena 37.621,93 JPY

Max 38.097,54 JPY

Min 37.550,70 JPY

Závěrečná cena (předchozí den) 37.628,48 JPY

Obchodovaný objem (mil.) -

Objem (kusy) -

### Výkonnost a riziko

	6m	1r	3r
Výkonn. (%)	+23,96%	+33,50%	+30,24%
Výkonn. (abs.)	+7.332,98	+9.518,29	+8.808,53
Beta	-	-	-
Volatilita	17,92	17,53	18,51

















Minulá výkonnost nezaručuje výkonnost budoucí.





























Zdroj: FactSet

### Ceny

Ø cena 5 dní   Ø objem 5 dní (ks.)	37.802,82 JPY (0)
Ø cena 30 dní   Ø objem 30 dní (ks.)	39.272,95 JPY (0)
Ø cena 100 dní   Ø objem 100 dní (ks.)	37.216,90 JPY (0)
Ø cena 250 dní   Ø objem 250 dní (ks.)	34.231,84 JPY (492.350.036)
YTD Max   datum	41.087,75 JPY (22.03.2024)
YTD Min   datum	32.693,18 JPY (04.01.2024)
52týdenní max.   datum	41.087,75 JPY (22.03.2024)
52týdenní min.   datum	28.241,67 JPY (27.04.2023)

## Složení

Název  ISIN	Cena	Změna %  Změna +/-	Výkonnost 	Datum Čas	Obrát v kusech  Peněžní obrát 
ADVANTEST CORP JP3122400009	5.389,00	0,88% 47,00		26.04.24 08:00:00	9.628.500 521.872.749,00
AEON CO LTD NPV JP3388200002	3.288,00	-0,12% -4,00		26.04.24 08:00:00	1.492.900 49.121.291,00
AGC INC. JP3112000009	5.761,00	0,65% 37,00		26.04.24 08:00:00	695.300 39.869.912,00
AJINOMOTO CORP INC. JP3119600009	5.775,00	1,57% 89,00		26.04.24 08:00:00	1.700.600 97.753.697,00
ALPS ALPINE CO. LTD. JP3126400005	1.379,00	2,34% 31,50		26.04.24 08:00:00	2.261.400 31.082.872,50
AMADA CO LTD JP3122800000	1.721,00	1,38% 23,50		26.04.24 08:00:00	2.249.300 38.638.130,50
ANA HOLDINGS INC. JP3429800000	3.060,00	0,92% 28,00		26.04.24 08:00:00	2.347.500 71.595.745,00
AOZORA BANK NPV JP3711200000	2.475,50	1,04% 25,50		26.04.24 08:00:00	887.300 21.891.835,50
ASAHI GROUP HOLDINGS LTD JP3116000005	5.465,00	0,90% 49,00		26.04.24 08:00:00	1.993.000 108.555.186,00
ASAHI KASEI CORP JP3111200006	1.068,00	0,00% 0,00		26.04.24 08:00:00	6.179.100 65.851.762,00
ASTELLAS PHARMA INC. JP3942400007	1.506,00	3,51% 51,00		26.04.24 08:00:00	13.564.300 201.302.261,00
BANDAI NAMCO HOLDINGS INC... JP3778630008	2.929,00	-0,32% -9,50		26.04.24 08:00:00	1.593.900 46.594.401,00
BRIDGESTONE CORP NPV JP3830800003	6.725,00	0,21% 14,00		26.04.24 08:00:00	1.393.600 93.415.991,00
CANON INC. JP3242800005	4.214,00	3,64% 148,00		26.04.24 08:00:00	10.815.600 451.323.789,00
CASIO COMPUTER CORP LTD. JP3209000003	1.299,00	0,12% 1,50		26.04.24 08:00:00	878.100 11.381.073,50
CENTRAL JAPAN RAILWAY CO ... JP3566800003	3.566,00	-0,64% -23,00		26.04.24 08:00:00	2.248.200 80.154.050,00
CHIBA BANK LTD. JP3511800009	1.334,50	1,41% 18,50		26.04.24 08:00:00	1.794.400 23.916.450,50
CHUBU ELECTRIC POWER CORP... JP3526600006	1.954,50	-1,36% -27,00		26.04.24 08:00:00	3.061.000 59.694.247,50
CHUGAI PHARMACEUTICAL CO ... JP3519400000	4.852,00	-0,16% -8,00		26.04.24 08:00:00	4.608.300 222.736.798,00
CITIZEN WATCH CO. LTD. JP3352400000	1.034,00	1,27% 13,00		26.04.24 08:00:00	777.900 8.002.170,00
COMSYS HOLDINGS CORP NPV JP3305530002	3.750,00	1,19% 44,00		26.04.24 08:00:00	435.400 16.286.224,00
CONCORDIA FINANCIAL GROUP... JP3305990008	845,80	1,45% 12,10		26.04.24 08:00:00	5.296.200 44.850.062,10
CREDIT SAISON CORP LTD. JP3271400008	2.882,00	2,27% 64,00		26.04.24 08:00:00	886.900 25.341.936,00

CYBERAGENT INC. JP331140000	1.029,00	5,38% 52,50		26.04.24 08:00:00	10.317.000 104.798.386,50
DAI NIPPON PRINTING CORP ... JP3493800001	4.555,00	1,38% 62,00		26.04.24 08:00:00	1.675.500 76.172.763,00
DAI-ICHI LIFE HOLDINGS IN... JP3476480003	3.611,00	3,82% 133,00		26.04.24 08:00:00	7.807.300 280.977.189,00
DAIICHI SANKYO CO LTD JP3475350009	5.010,00	5,12% 244,00		26.04.24 08:00:00	9.590.300 475.789.030,00
DAIKIN INDUSTRIES LTD. JP3481800005	21.160,00	3,73% 760,00		26.04.24 08:00:00	2.151.000 452.345.245,00
DAIWA HOUSE INDUSTRY CO. ... JP3505000004	4.350,00	1,56% 67,00		26.04.24 08:00:00	1.387.600 60.094.901,00
DAIWA SECURITIES GROUP NP... JP3502200003	1.128,50	0,31% 3,50		26.04.24 08:31:48	7.682.200 86.599.791,00
DENA CO LTD JP3548610009	1.596,50	1,66% 26,00		26.04.24 08:00:00	1.021.700 16.129.990,00
DENKA CO. LTD. JP3549600009	2.295,00	0,37% 8,50		26.04.24 08:00:00	359.700 8.229.009,00
DENSO CORP JP3551500006	2.757,00	-1,06% -29,50		26.04.24 08:00:00	18.381.000 513.306.315,50
DENTSU GROUP INC. JP3551520004	4.219,00	0,76% 32,00		26.04.24 08:00:00	703.300 29.618.896,00
DIC CORP JP3493400000	2.915,00	1,27% 36,50		26.04.24 08:00:00	225.500 6.557.896,50
DOWA HOLDINGS INC. JP3638600001	5.802,00	2,87% 162,00		26.04.24 08:00:00	288.600 16.591.241,00
EAST JAPAN RAILWAY CORP JP3783600004	2.878,00	-0,09% -2,50		26.04.24 08:00:00	2.907.000 83.416.884,50
EBARA CORP JP3166000004	12.920,00	2,26% 285,00		26.04.24 08:00:00	579.800 74.635.925,00
EISAI CO. LTD. JP3160400002	6.240,00	-0,30% -19,00		26.04.24 08:00:00	1.179.200 73.230.357,00
ENEOS HOLDINGS INC. JP3386450005	711,90	1,21% 8,50		26.04.24 08:00:00	9.710.200 68.920.902,40
FANUC CORP. JP3802400006	4.528,00	1,64% 73,00		26.04.24 08:00:00	4.506.900 203.073.165,00
FAST RETAILING CO LTD NPV JP3802300008	41.390,00	-0,36% -150,00		26.04.24 08:00:00	3.133.100 1.299.790.130,00
FUJI ELECTRIC CO. LTD. JP3820000002	9.902,00	-1,13% -113,00		26.04.24 08:00:00	1.841.900 183.334.679,00
FUJIFILM HOLDINGS CORP JP3814000000	3.328,00	0,15% 5,00		26.04.24 08:00:00	2.913.400 96.740.470,00
FUJIKURA NPV JP3811000003	2.700,00	2,60% 68,50		26.04.24 08:00:00	3.289.000 87.855.512,00
FUJITSU LTD. JP3818000006	2.425,50	-2,30% -57,00		26.04.24 08:00:00	16.098.600 383.006.403,50
FUKUOKA FINANCIAL GROUP JP3805010000	4.185,00	1,45% 60,00		26.04.24 08:00:00	877.600 36.550.488,00
FURUKAWA ELECTRIC CORP LT... JP3827200001	3.338,00	1,15% 38,00		26.04.24 08:00:00	597.200 19.837.175,00
GS YUASA CORP. JP3385820000	2.909,50	-0,43% -12,50		26.04.24 08:00:00	576.100 16.743.240,50
HASEKO CORP JP3768600003	1.881,50	0,83% 15,50		26.04.24 08:00:00	725.100 13.603.326,00
HINO MOTORS LTD.	452,30	-2,23%		26.04.24	5.225.600

JP3792600003		-10,30		08:00:00	23.778.611,40
HITACHI CONSTRUCTION MACH... JP3787000003	4.365,00	-0,66% -29,00		26.04.24 08:00:00	1.418.600 61.768.871,00
HITACHI LTD. JP3788600009	13.475,00	1,81% 240,00	█	26.04.24 08:00:00	2.856.200 383.078.070,00
HITACHI ZOSEN CORP. JP3789000001	1.205,00	0,67% 8,00	█	26.04.24 08:00:00	1.092.800 13.142.048,00
HONDA MOTOR CORP LTD. JP3854600008	1.750,50	0,26% 4,50		26.04.24 08:00:00	10.209.700 178.142.375,50
HOYA CORP JP3837800006	18.340,00	0,19% 35,00		26.04.24 08:00:00	992.100 180.604.905,00
IDEMITSU KOSAN CO. LTD. JP3142500002	1.048,00	2,49% 25,50	█	26.04.24 08:00:00	10.564.500 110.520.199,00
IHI CORP JP3134800006	3.564,00	0,71% 25,00	█	26.04.24 08:00:00	3.539.700 124.509.649,00
INPEX CORP. JP3294460005	2.373,00	0,55% 13,00		26.04.24 08:00:00	6.020.900 143.255.356,00
ISETAN MITSUKOSHI HLDGS. ... JP3894900004	2.239,00	1,66% 36,50	█	26.04.24 08:00:00	2.425.600 53.841.444,50
ISUZU MOTORS LTD. JP3137200006	1.949,50	0,52% 10,00		26.04.24 08:00:00	2.141.800 41.622.725,50
ITOCU CORP. JP3143600009	6.898,00	-0,16% -11,00		26.04.24 08:00:00	2.882.700 199.107.797,00
J FRONT RETAILING CO LTD ... JP3386380004	1.400,00	0,43% 6,00		26.04.24 08:00:00	2.319.700 32.194.091,00
JAPAN AIRLINES CO. LTD. JP3705200008	2.841,00	0,05% 1,50		26.04.24 08:00:00	1.707.600 48.450.457,00
JAPAN EXCHANGE GROUP INC. JP3183200009	3.794,00	0,21% 8,00		26.04.24 08:00:00	2.869.700 108.868.633,00
JAPAN POST HLDGS CO LTD N... JP3752900005	1.487,00	-0,20% -3,00		26.04.24 08:00:00	8.094.200 120.777.010,00
JAPAN STEEL WORKS LTD. JP3721400004	3.767,00	0,32% 12,00		26.04.24 08:00:00	735.900 27.656.090,00
JAPAN TOBACCO INC NPV JP3726800000	4.177,00	0,51% 21,00		26.04.24 08:31:46	3.943.100 164.157.160,00
JFE HOLDINGS INC. JP3386030005	2.336,50	0,75% 17,50	█	26.04.24 08:00:00	2.754.900 64.224.625,00
JGC HOLDINGS CORP. JP3667600005	1.500,00	0,47% 7,00		26.04.24 08:00:00	1.370.600 20.473.993,00
JTEKT CORPORATION NPV JP3292200007	1.260,00	-9,16% -127,00		26.04.24 08:00:00	3.999.200 51.436.216,50
KAJIMA CORP JP3210200006	2.959,00	0,87% 25,50	█	26.04.24 08:00:00	1.098.500 32.420.412,50
KANSAI EL. POWER CORP INC... JP3228600007	2.301,50	-0,43% -10,00		26.04.24 08:00:00	4.225.100 96.774.937,00
KAO CORP JP3205800000	6.385,00	-0,34% -22,00		26.04.24 08:00:00	1.147.900 73.153.256,00
KAWASAKI HEAVY INDUSTRIES... JP3224200000	4.713,00	1,40% 65,00	█	26.04.24 08:00:00	1.359.600 63.536.774,00
KAWASAKI KISEN KAISHA LTD... JP3223800008	2.091,50	3,77% 76,00	█	26.04.24 08:00:00	10.041.800 206.962.853,00
KDDI CORP. JP3496400007	4.380,00	0,76% 33,00		26.04.24 08:00:00	4.455.000 194.792.309,00
KEIO CORP. JP3277800003	3.858,00	0,47% 18,00		26.04.24 08:00:00	498.500 19.139.423,00

KEISEI ELECTRIC RAILWAY C... JP3278600006	5.927,00	0,97% 57,00		26.04.24 08:00:00	874.300 51.776.469,00
KEYENCE CORP JP3236200006	69.610,00	7,79% 5.030,00		26.04.24 08:00:00	1.377.000 948.669.670,00
KIKKOMAN CORP JP3240400006	1.958,00	1,01% 19,50		26.04.24 08:00:00	2.004.200 39.037.959,50
KIRIN HOLDINGS CO. LTD. JP3258000003	2.273,00	0,04% 1,00		26.04.24 08:00:00	2.864.900 65.068.050,00
KOBE STEEL LTD. JP3289800009	1.900,00	1,06% 20,00		26.04.24 08:00:00	3.518.800 66.371.100,50
KOMATSU LTD. JP3304200003	4.264,00	-1,68% -73,00		26.04.24 08:00:00	5.305.600 225.497.819,00
KONAMI GROUP CORP. JP3300200007	9.456,00	2,12% 196,00		26.04.24 08:00:00	370.400 34.880.931,00
KONICA MINOLTA INC. JP3300600008	519,30	0,95% 4,90		26.04.24 08:00:00	2.615.200 13.514.222,70
KUBOTA CORP JP3266400005	2.461,50	1,25% 30,50		26.04.24 08:00:00	2.760.300 67.567.154,50
KURARAY CORP LTD. JP3269600007	1.720,50	0,41% 7,00		26.04.24 08:00:00	1.149.800 19.684.252,50
KYOCERA CORP JP3249600002	1.927,50	0,00% 0,00		26.04.24 08:00:00	4.415.600 85.071.683,00
KYOWA KIRIN CO. LTD. JP3256000005	2.630,00	0,23% 6,00		26.04.24 08:00:00	857.100 22.544.688,50
LASERTEC CORP NPV JP3979200007	34.080,00	2,16% 720,00		26.04.24 08:00:00	6.037.700 2.046.595.100,00
LY CORP. JP3933800009	378,80	1,28% 4,80		26.04.24 08:00:00	15.621.400 58.870.833,30
M3 INC NPV JP3435750009	1.877,50	-0,29% -5,50		26.04.24 08:00:00	3.917.400 72.524.703,50
MARUBENI CORP JP3877600001	2.706,00	1,33% 35,50		26.04.24 08:00:00	5.199.100 140.476.139,50
MARUI GROUP CORP LTD. JP3870400003	2.428,50	1,06% 25,50		26.04.24 08:00:00	645.200 15.603.059,50
MAZDA MOTOR CORP. JP3868400007	1.678,00	0,54% 9,00		26.04.24 08:00:00	4.494.100 75.148.153,00
MEIJI HOLDINGS CORP LTD. JP3918000005	3.499,00	-0,43% -15,00		26.04.24 08:00:00	748.100 26.129.611,00
MERCARI INC NPV JP3921290007	1.779,50	-0,22% -4,00		26.04.24 08:00:00	2.659.800 47.230.234,50
MINEBEA MITSUMI INC JP3906000009	2.959,50	1,13% 33,00		26.04.24 08:31:47	1.442.700 42.608.835,00
MITSUBISHI CHEMICAL GROUP... JP3897700005	897,30	0,10% 0,90		26.04.24 08:00:00	3.506.400 31.388.465,00