

NIKKEI 225

ISIN:
JP9010C00002
 WKN: -
Overview

2021/11/30 07:00:00

Price

27,821.76 JPYDifference  -1.63% (-462.16)

General attributes

ISIN	JP9010C00002
Symbol	-
Country	Japan
Instruments in index	225
Type of index	Price Index
Security type	Index

Market data

Open	28,669.37 JPY
High	28,718.70 JPY
Low	27,819.14 JPY
Close (prev. day)	28,283.92 JPY
Trading volume (m)	-
Volume (pcs)	-

Top 5

Name 	Price	+ - (%)	Trend 
JAPAN EXCH...	2,459.00	+5.38	
NIKON CORP	1,177.00	+3.16	
OLYMPUS CO...	2,539.00	+2.96	
OTSUKA HOL...	4,146.00	+2.88	
ODAKYU ELE...	2,187.00	+2.68	

Intraday 1W 1M 6m 1Y 3Y

Flop 5

Name 	Price	+ - (%)	Trend 
NISSAN MOT...	562.90	-5.16	
NIPPON SHE...	502.00	-4.74	












5Y



Information about previous performance does not guarantee future performance.
 Source: FactSet

Recent research

on market

Date	Headline	Download 
2021/10/21	 Global uncertainty strengthens the franc	
2021/09/09	 Euro on slight upswing	
2021/06/22	 USD: Firmer for now, sideways in medium term	
2021/04/29	 Economic optimism weakens the franc	
2021/03/04	 Dollar firmer during coming months	

MITSUBISHI...	366.00	-4.44	↓
FAST RETAI...	67,400.00	-4.40	↓
NISSAN CHE...	6,540.00	-4.25	↓

Intraday 1W 1M 6m 1Y 3Y

Futures and Options

Related Futures	44
Related Options	-

Details

2021/11/30 07:00:00

Price

27,821.76 JPYDifference  -1.63% (-462.16)

General attributes

ISIN JP9010C00002

Symbol -

Country Japan

Security type Index

Instruments in index 225

Market data

Open 28,669.37 JPY

High 28,718.70 JPY

Low 27,819.14 JPY

Close (prev. day) 28,283.92 JPY

Trading volume (m) -

Volume (pcs) -

Performance and Risk

	6m	1Y	3Y
Perf (%)	-4.55%	+5.25%	+24.48%
Perf (abs.)	-1,327.65	+1,388.14	+5,470.70
Beta	-	-	-
Volatility	17.74	18.44	20.76



Information about previous performance does not guarantee future performance.
Source: FactSet

Price data

Ø price 5 days Ø volume 5 days (pcs.)	28,731.85 JPY (0)
Ø price 30 days Ø volume 30 days (pcs.)	29,231.32 JPY (0)
Ø price 100 days Ø volume 100 days (pcs.)	28,731.56 JPY (0)
Ø price 250 days Ø volume 250 days (pcs.)	28,626.39 JPY (0)
YTD High date	30,795.78 JPY (2021/09/14)
YTD Low date	26,954.81 JPY (2021/08/20)
52 Weeks High date	30,795.78 JPY (2021/09/14)
52 Weeks Low date	26,327.08 JPY (2020/12/08)

Composition

Name ISIN	Price	Diff % Diff +/-	Performance	Date Time	Turnover Pc. Turnover Money
ADVANTEST CORP JP3122400009	9,990.00	1.11% 110.00	█	21/11/30 07:00:00	2,809,200 284,746,940.00
AEON CO LTD NPV JP3388200002	2,644.50	-0.34% -9.00		21/11/30 07:00:00	2,840,900 75,686,109.50
AGC INC. JP3112000009	5,550.00	0.36% 20.00	█	21/11/30 07:00:00	2,527,600 142,609,380.00
AJINOMOTO CORP INC. JP3119600009	3,407.00	-2.07% -72.00		21/11/30 07:00:00	4,834,900 165,409,775.00
ALPS ALPINE CO. LTD. JP3126400005	1,023.00	-0.87% -9.00		21/11/30 07:00:00	2,968,800 30,812,215.00
AMADA CO LTD JP3122800000	1,063.00	-0.47% -5.00		21/11/30 07:00:00	1,832,100 19,730,274.00
ANA HOLDINGS INC. JP3429800000	2,239.50	-1.10% -25.00		21/11/30 07:00:00	11,127,500 253,334,994.00
AOZORA BANK NPV JP3711200000	2,472.00	-1.20% -30.00		21/11/30 07:00:00	960,000 24,000,899.00
ASAHI GROUP HOLDINGS LTD JP3116000005	4,194.00	-3.01% -130.00		21/11/30 07:00:00	2,968,600 126,335,120.00
ASAHI KASEI CORP JP3111200006	1,071.50	-1.88% -20.50		21/11/30 07:00:00	9,310,200 100,345,763.00
ASTELLAS PHARMA INC. JP3942400007	1,779.50	-3.10% -57.00		21/11/30 07:00:00	12,155,000 217,516,366.00
BANDAI NAMCO HOLDINGS INC... JP3778630008	8,837.00	-2.39% -216.00		21/11/30 07:00:00	1,321,600 117,655,579.00
BRIDGESTONE CORP NPV JP3830800003	4,605.00	0.00% 0.00		21/11/30 07:00:00	3,465,400 160,652,455.00
CANON INC. JP3242800005	2,500.00	0.64% 16.00	█	21/11/30 07:00:00	8,118,200 204,682,076.00
CASIO COMPUTER CORP LTD. JP3209000003	1,474.00	0.89% 13.00	█	21/11/30 07:00:00	19,811,500 291,782,123.00
CENTRAL JAPAN RAILWAY CO ... JP3566800003	15,600.00	-0.51% -80.00		21/11/30 07:00:00	1,475,000 232,317,605.00
CHIBA BANK LTD. JP3511800009	661.00	-0.45% -3.00		21/11/30 07:00:00	5,526,800 36,837,081.00
CHUBU ELECTRIC POWER CORP... JP3526600006	1,146.00	-1.04% -12.00		21/11/30 07:00:00	17,163,200 198,040,675.00
CHUGAI PHARMACEUTICAL CO ... JP3519400000	3,680.00	-3.16% -120.00		21/11/30 07:00:00	5,112,600 190,007,206.00
CITIZEN WATCH CO JP3352400000	519.00	0.97% 5.00	█	21/11/30 07:00:00	3,418,800 17,903,855.00
COMSYS HOLDINGS CORP NPV JP3305530002	2,476.00	-2.06% -52.00		21/11/30 07:00:00	1,261,100 31,590,270.00
CONCORDIA FINANCIAL GROUP... JP3305990008	413.00	-1.43% -6.00		21/11/30 07:00:00	5,409,600 22,523,959.00
CREDIT SAISON CORP LTD. JP3271400008	1,124.00	-2.35% -27.00		21/11/30 07:00:00	1,674,900 19,077,166.00

CYBERAGENT INC. JP331140000	2,093.00	-0.66% -14.00		21/11/30 07:00:00	8,633,800 180,932,964.00
DAI NIPPON PRINTING CORP ... JP349380001	2,663.00	0.60% 16.00		21/11/30 07:00:00	2,779,300 74,475,426.00
DAI-ICHI LIFE INSURANCE JP3476480003	2,287.00	-0.09% -2.00		21/11/30 07:00:00	8,128,400 186,700,160.50
DAIICHI SANKYO CO LTD JP3475350009	2,824.50	-3.00% -87.50		21/11/30 07:00:00	6,576,000 186,940,703.00
DAIKIN INDUSTRIES LTD. JP3481800005	23,150.00	-2.09% -495.00		21/11/30 07:00:00	1,254,500 293,255,805.00
DAIWA HOUSE INDUSTRY CO. ... JP3505000004	3,316.00	0.48% 16.00		21/11/30 07:00:00	5,141,600 171,407,139.00
DAIWA SECURITIES GROUP NP... JP3502200003	630.90	-0.38% -2.40		21/11/30 07:00:00	14,678,600 93,214,602.20