

NIKKEI 225

ISIN:
JP9010C00002
 WKN: -
Overview

2021/10/22 08:00:00

Price

28,804.85 JPYDifference  0.34% (96.27)

General attributes

ISIN	JP9010C00002
Symbol	-
Country	Japan
Instruments in index	225
Type of index	Price Index
Security type	Index

Market data

Open	28,704.00 JPY
High	28,954.14 JPY
Low	28,704.00 JPY
Close (prev. day)	28,708.58 JPY
Trading volume (m)	-
Volume (pcs)	-

Top 5

Name 	Price	+ - (%)	Trend 
SCREEN HOL...	82.70	+4.98	
TOKYO ELEC...	448.9999	+4.40	
JAPAN STEE...	24.60	+2.46	
KOMATSU LT...	25.40	+2.37	
KONAMI HOL...	58.13	+2.19	

Intraday 1W 1M 6m 1Y 3Y

Flop 5











Name 	Price	+ - (%)	Trend 
TOHO ZINC ...	24.60	-8.84	
Z HOLDINGS...	5.96	-4.40	
PACIFIC ME...	15.40	-4.05	

5Y



Information about previous performance does not guarantee future performance.
 Source: FactSet

Recent research

on market			Download
Date	Headline		
2021/10/21	 Global uncertainty strengthens the franc		
2021/09/09	 Euro on slight upswing		
2021/06/22	 USD: Firmer for now, sideways in medium term		
2021/04/29	 Economic optimism weakens the franc		
2021/03/04	 Dollar firmer during coming months		

DENTSU GRO...	36.76	-2.94	↓
---------------	-------	-------	---

CYBERAGENT...	18.55	-2.89	↓
---------------	-------	-------	---

Intraday	1W	1M	6m	1Y	3Y
----------	----	----	----	----	----

Futures and Options

Related Futures	42
-----------------	----

Related Options	-
-----------------	---

Details

2021/10/22 08:00:00

Price

28,804.85 JPYDifference  0.34% (96.27)

General attributes

ISIN JP9010C00002

Symbol -

Country Japan

Security type Index

Instruments in index 225

Market data

Open 28,704.00 JPY

High 28,954.14 JPY

Low 28,704.00 JPY

Close (prev. day) 28,708.58 JPY

Trading volume (m) -

Volume (pcs) -

Performance and Risk

	6m	1Y	3Y
Perf (%)	-1.31%	+22.71%	+27.37%
Perf (abs.)	-383.32	+5,330.58	+6,190.03
Beta	-	-	-
Volatility	18.57	18.46	20.89

5Y



Information about previous performance does not guarantee future performance.
Source: FactSet

Price data

Ø price 5 days Ø volume 5 days (pcs.)	29,001.99 JPY (0)
Ø price 30 days Ø volume 30 days (pcs.)	29,259.47 JPY (0)
Ø price 100 days Ø volume 100 days (pcs.)	28,646.94 JPY (0)
Ø price 250 days Ø volume 250 days (pcs.)	28,123.47 JPY (0)
YTD High date	30,795.78 JPY (2021/09/14)
YTD Low date	26,954.81 JPY (2021/08/20)
52 Weeks High date	30,795.78 JPY (2021/09/14)
52 Weeks Low date	22,973.59 JPY (2020/10/30)

Composition

Name ISIN	Price	Diff % Diff +/-	Performance	Date Time	Turnover Pc. Turnover Money
ADVANTEST CORP JP3122400009	9,110.00	1.79% 160.00		21/10/22 08:00:00	2,087,900 190,447,380.00
AEON CO LTD NPV JP3388200002	2,617.00	0.62% 16.00		21/10/22 08:00:00	1,936,400 50,461,760.00
AGC INC. JP3112000009	5,700.00	0.18% 10.00		21/10/22 08:00:00	939,000 53,268,020.00
AJINOMOTO CORP INC. JP3119600009	3,349.00	0.33% 11.00		21/10/22 08:00:00	1,551,600 51,771,190.00
ALPS ALPINE CO. LTD. JP3126400005	1,162.00	-1.19% -14.00		21/10/22 08:00:00	1,770,600 20,668,826.00
AMADA CO LTD JP3122800000	1,138.00	-0.18% -2.00		21/10/22 08:00:00	1,201,200 13,670,997.00
ANA HOLDINGS INC. JP3429800000	2,699.00	0.37% 10.00		21/10/22 08:00:00	2,850,300 76,702,474.00
AOZORA BANK NPV JP3711200000	2,693.00	-0.85% -23.00		21/10/22 08:00:00	535,400 14,424,211.00
ASAHI GROUP HOLDINGS LTD JP3116000005	5,084.00	-0.55% -28.00		21/10/22 08:00:00	1,251,100 63,522,022.00
ASAHI KASEI CORP JP3111200006	1,215.00	-0.53% -6.50		21/10/22 08:00:00	2,412,100 29,265,645.50
ASTELLAS PHARMA INC. JP3942400007	1,957.50	0.33% 6.50		21/10/22 08:00:00	2,690,800 52,596,323.50
BANDAI NAMCO HOLDINGS INC... JP3778630008	8,670.00	1.21% 104.00		21/10/22 08:00:00	523,700 45,382,374.00
BRIDGESTONE CORP NPV JP3830800003	5,101.00	0.83% 42.00		21/10/22 08:00:00	1,224,400 62,508,981.00
CANON INC. JP3242800005	2,847.50	-0.11% -3.00		21/10/22 08:00:00	3,438,300 97,626,079.50
CASIO COMPUTER CORP LTD. JP3209000003	1,663.00	0.30% 5.00		21/10/22 08:00:00	1,045,100 17,323,797.00
CENTRAL JAPAN RAILWAY CO ... JP3566800003	17,045.00	-0.44% -75.00		21/10/22 08:00:00	437,400 74,533,930.00
CHIBA BANK LTD. JP3511800009	733.00	-0.54% -4.00		21/10/22 08:00:00	1,311,000 9,591,349.00
CHUBU ELECTRIC POWER CORP... JP3526600006	1,291.50	-0.77% -10.00		21/10/22 08:00:00	1,620,100 20,950,531.50
CHUGAI PHARMACEUTICAL CO ... JP3519400000	3,841.00	-0.93% -36.00		21/10/22 08:00:00	2,341,500 89,944,900.00
CITIZEN WATCH CO JP3352400000	512.00	-0.39% -2.00		21/10/22 08:00:00	1,414,100 7,227,173.00
COMSYS HOLDINGS CORP NPV JP3305530002	2,873.00	0.28% 8.00		21/10/22 08:00:00	479,700 13,748,441.00
CONCORDIA FINANCIAL GROUP... JP3305990008	467.00	-1.27% -6.00		21/10/22 08:00:00	3,757,200 17,545,344.00
CREDIT SAISON CORP LTD. JP3271400008	1,441.00	-0.07% -1.00		21/10/22 08:00:00	807,900 11,628,705.00

CYBERAGENT INC. JP331140000	1,985.00	-2.89% -59.00		21/10/22 08:00:00	5,715,400 113,505,987.00
DAI NIPPON PRINTING CORP ... JP3493800001	2,818.00	-1.16% -33.00		21/10/22 08:00:00	667,000 18,813,805.00
DAI-ICHI LIFE INSURANCE JP3476480003	2,425.50	-0.51% -12.50		21/10/22 08:00:00	2,528,900 61,325,257.00
DAIICHI SANKYO CO LTD JP3475350009	2,750.50	0.60% 16.50		21/10/22 08:00:00	3,258,600 89,788,843.50
DAIKIN INDUSTRIES LTD. JP3481800005	25,580.00	0.65% 165.00		21/10/22 08:00:00	535,800 136,891,215.00
DAIWA HOUSE INDUSTRY CO. ... JP3505000004	3,722.00	-0.80% -30.00		21/10/22 08:00:00	817,900 30,425,180.00
DAIWA SECURITIES GROUP NP... JP3502200003	665.80	-0.86% -5.80		21/10/22 08:00:00	3,973,400 26,449,589.40