

SPORTING CLUBE DE PORTUGAL FUTEBOL SAD

ISIN: PTSCP0AM0001 WKN: -

Overview

2024/10/18 08:01:22

Price
1.20 EURDifference  -4.00% (-0.05)

General attributes

| | |
|----------------|------------------------------------|
| ISIN | PTSCP0AM0001 |
| Symbol | SCP |
| Exchange | Stuttgart |
| Currency | EUR |
| Sector | Media / Entertainment / Recreation |
| Security type | Stock |
| Market cap (m) | 66 EUR |
| Benchmark | PORTUGAL PSI |

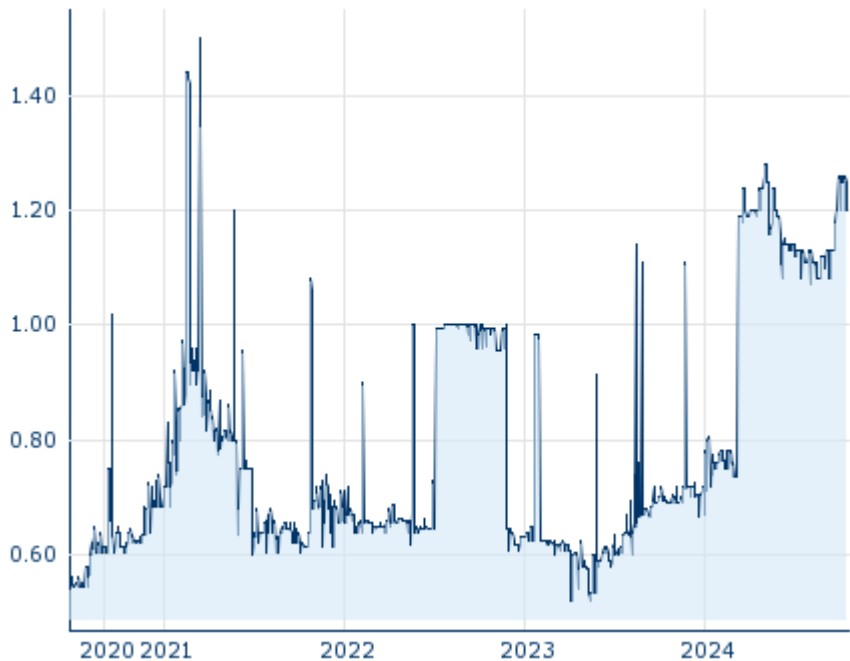
Market data

| | |
|-------------------|----------|
| Bid (Bid size) | - (0) |
| Ask (Ask size) | - (0) |
| Open | 1.20 EUR |
| High | 1.20 EUR |
| Low | 1.20 EUR |
| Close (prev. day) | 1.25 EUR |
| VWAP | - |
| Volume (pcs) | 0 |
| Trading volume | 0.00 |
| Number of trades | 3 |
| Last size | 0 |

Futures and Options


| | |
|-----------------|---|
| Related Futures | - |
| Related Options | - |

5Y



Information about previous performance does not guarantee future performance.
Source: FactSet

Recent research

| on sector | | on market | |
|------------|---|-----------------------|---|
| Date | | Headline | Download |
| 2024/09/27 |  | Global Equity Ratings |  |
| 2024/09/11 |  | Global Equity Ratings |  |
| 2024/09/05 |  | Global Equity Ratings |  |
| 2024/08/12 |  | Global Equity Ratings |  |
| 2024/07/24 |  | Global Equity Ratings |  |

Details

2024/10/18 08:01:22

Price
1.20 EURDifference ▼ -4.00% (-0.05)

General attributes

| | |
|----------------|------------------------------------|
| ISIN | PTSCP0AM0001 |
| Symbol | SCP |
| Exchange | Stuttgart |
| Currency | EUR |
| Sector | Media / Entertainment / Recreation |
| Security type | Stock |
| Market cap (m) | 66 EUR |
| Benchmark | PORTUGAL PSI |

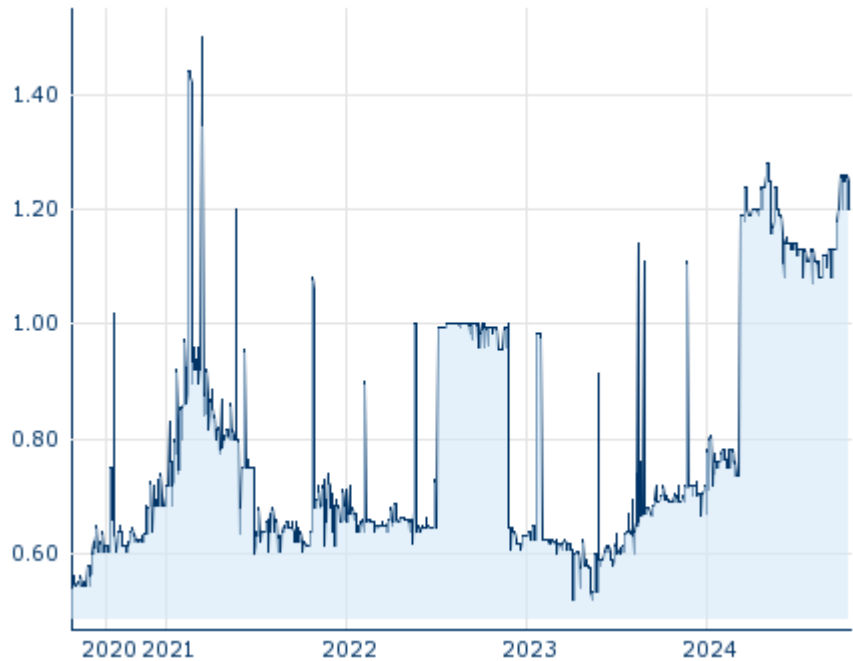
Market data

| | |
|-------------------|----------|
| Bid (Bid size) | - (0) |
| Ask (Ask size) | - (0) |
| Open | 1.20 EUR |
| High | 1.20 EUR |
| Low | 1.20 EUR |
| Close (prev. day) | 1.25 EUR |
| VWAP | - |
| Volume (pcs) | 0 |
| Trading volume | 0.00 |
| Number of trades | 3 |
| Last size | 0 |

Performance and Risk

| | 6m | 1Y | 3Y |
|-------------|--------|---------|---------|
| Perf (%) | +0.00% | +73.91% | +95.12% |
| Perf (abs.) | +0.00 | +0.51 | +0.59 |
| Beta | -0.30 | 0.21 | 0.30 |
| Volatility | 32.23 | 88.00 | 123.53 |

5Y



Information about previous performance does not guarantee future performance.
Source: FactSet

Price data

| | |
|---|-----------------------|
| Ø price 5 days Ø volume 5 days (pcs.) | 1.24 EUR (0) |
| Ø price 30 days Ø volume 30 days (pcs.) | 1.19 EUR (0) |
| Ø price 100 days Ø volume 100 days (pcs.) | 1.14 EUR (0) |
| Ø price 250 days Ø volume 250 days (pcs.) | 1.01 EUR (2) |
| YTD High date | 1.28 EUR (2024/05/07) |
| YTD Low date | 0.66 EUR (2024/01/02) |
| 52 Weeks High date | 1.28 EUR (2024/05/07) |
| 52 Weeks Low date | 0.66 EUR (2023/12/01) |

All listings for SPORTING CLUBE DE PORTUGAL FUTEBOL SAD

| Exchange | Date | Time | Price | Trading volume (mio.) | Number of trades |
|-----------------------|------------|-------|----------|-----------------------|------------------|
| Stuttgart | 2024/10/18 | 08:01 | 1.20 EUR | 0.00 | 3 |
| Munich | 2024/10/18 | 08:05 | 1.13 EUR | 0.00 | 1 |
| London Stock Exchange | 2024/01/08 | 10:49 | 1.00 EUR | 0.00 | 1 |
| Euronext Lisbon | 2024/10/18 | 16:30 | 0.98 EUR | 0.00 | 7 |

Company profile

Company Logo

Company Profile

Contact Details

SPORTING LIS

--

Telefon: -

Fax: -

E-mail: -