

BRIGHTCOVE INC.

ISIN: **US10921T1016** WKN: **10921T101**

Overview

2024/07/17 15:58:55

Price
2.34 EURDifference  3.54% (0.08)

General attributes

ISIN	US10921T1016
Symbol	BCOV
Exchange	Frankfurt
Currency	EUR
Sector	-
Security type	Stock
Market cap (m)	104 EUR
Benchmark	S&P 500

Market data

Bid (Bid size)	-
Ask (Ask size)	-
Open	2.40 EUR
High	2.40 EUR
Low	2.34 EUR
Close (prev. day)	2.26 EUR
VWAP	1.91 EUR
Volume (pcs)	0
Trading volume	0.00
Number of trades	3
Last size	0

Futures and Options

Related Futures	-
Related Options	-











5Y



Information about previous performance does not guarantee future performance.
Source: FactSet

Recent research

on market

Date	Headline	Download
2024/07/12	 Global Equity Ratings	
2024/07/08	 Akciové trhy - denní zpráva	
2024/07/03	 Global Strategy 3Q 2024	
2024/06/21	 Global Equity Ratings	
2024/05/29	 Global Equity Ratings	

Details

2024/07/17 15:58:55

Price

2.34 EUR

Difference ▲ 3.54% (0.08)

General attributes

ISIN	US10921T1016
Symbol	BCOV
Exchange	Frankfurt
Currency	EUR
Sector	-
Security type	Stock
Market cap (m)	104 EUR
Benchmark	S&P 500

Market data

Bid (Bid size)	-
Ask (Ask size)	-
Open	2.40 EUR
High	2.40 EUR
Low	2.34 EUR
Close (prev. day)	2.26 EUR
VWAP	1.91 EUR
Volume (pcs)	0
Trading volume	0.00
Number of trades	3
Last size	0

Performance and Risk

	6m	1Y	3Y
Perf (%)	+5.41%	-34.27%	-78.33%
Perf (abs.)	+0.12	-1.22	-8.46
Beta	1.00	0.72	0.97
Volatility	56.92	52.17	48.92

5Y



Information about previous performance does not guarantee future performance.
Source: FactSet

Price data

Ø price 5 days Ø volume 5 days (pcs.)	2.26 EUR (0)
Ø price 30 days Ø volume 30 days (pcs.)	2.05 EUR (9)
Ø price 100 days Ø volume 100 days (pcs.)	1.85 EUR (39)
Ø price 250 days Ø volume 250 days (pcs.)	2.37 EUR (58)
YTD High date	2.40 EUR (2024/07/17)
YTD Low date	1.49 EUR (2024/04/25)
52 Weeks High date	4.04 EUR (2023/08/01)
52 Weeks Low date	1.49 EUR (2024/04/25)

Arbitrage views

Exchange	Date	Time	Price	Trading volume (mio.)	Number of trades
Stuttgart	2024/07/17	21:58	2.28 EUR	0.00	8
Nasdaq	2024/07/17	22:00	2.54 USD	0.96	2,148
Munich	2024/07/17	08:01	2.38 EUR	0.00	2
Frankfurt	2024/07/17	15:58	2.34 EUR	0.00	3
Duesseldorf	2024/07/17	19:30	2.26 EUR	0.00	7

Company profile

Company Logo

BRIGHTCOVE®

Company Profile

-

Contact Details

BRIGHTCOVE INC.

--

Telefon: -

Fax: -

E-mail: -