

SIMON PROPERTY GROUP INC.

ISIN: **US8288061091** WKN:
828806109

Overview

2022/06/24 21:10:06

Price
93.87 EUR

Difference  2.23% (2.05)

General attributes

| | |
|----------------|--------------|
| ISIN | US8288061091 |
| Symbol | SPG |
| Exchange | Stuttgart |
| Currency | EUR |
| Sector | Other |
| Security type | Stock |
| Market cap (m) | 31,020 EUR |
| Benchmark | S&P 500 |

Market data

| | |
|-------------------|-----------|
| Bid (Bid size) | - (0) |
| Ask (Ask size) | - (0) |
| Open | 91.75 EUR |
| High | 95.32 EUR |
| Low | 91.75 EUR |
| Close (prev. day) | 91.82 EUR |
| VWAP | - |
| Volume (pcs) | 107 |
| Trading volume | 10,157.00 |
| Number of trades | 8 |
| Last size | 0 |

Futures and Options

| | |
|-----------------|---|
| Related Futures | - |
| Related Options | - |

PDF Downloads











Company report: SIMON PROPERTY GROUP INC. 

5Y



Information about previous performance does not guarantee future performance.
Source: FactSet

Recent research

| on sector | | on market | |
|------------|---|------------------------------|---|
| Date | | Headline | Download |
| 2022/05/25 |  | Global Equity Ratings |  |
| 2022/05/04 |  | Global Equity Ratings |  |
| 2022/04/27 |  | České shrnutí reportu na CTP |  |
| 2022/04/27 |  | Global Equity Ratings |  |
| 2022/04/14 |  | Global Equity Ratings |  |

Details

2022/06/24 21:10:06

Price

93.87 EUR

Difference ▲ 2.23% (2.05)

General attributes

| | |
|----------------|--------------|
| ISIN | US8288061091 |
| Symbol | SPG |
| Exchange | Stuttgart |
| Currency | EUR |
| Sector | Other |
| Security type | Stock |
| Market cap (m) | 31,020 EUR |
| Benchmark | S&P 500 |

Market data

| | |
|-------------------|-----------|
| Bid (Bid size) | - (0) |
| Ask (Ask size) | - (0) |
| Open | 91.75 EUR |
| High | 95.32 EUR |
| Low | 91.75 EUR |
| Close (prev. day) | 91.82 EUR |
| VWAP | - |
| Volume (pcs) | 107 |
| Trading volume | 10,157.00 |
| Number of trades | 8 |
| Last size | 0 |

Performance and Risk

| | 6m | 1Y | 3Y |
|-------------|---------|---------|---------|
| Perf (%) | -31.46% | -15.66% | -34.07% |
| Perf (abs.) | -43.08 | -17.43 | -48.51 |
| Beta | 0.94 | 1.09 | 1.37 |
| Volatility | 32.78 | 32.36 | 56.34 |

5Y



Information about previous performance does not guarantee future performance.
Source: FactSet

Price data

| | |
|---|-------------------------|
| Ø price 5 days Ø volume 5 days (pcs.) | 91.64 EUR (25) |
| Ø price 30 days Ø volume 30 days (pcs.) | 100.20 EUR (25) |
| Ø price 100 days Ø volume 100 days (pcs.) | 113.65 EUR (16) |
| Ø price 250 days Ø volume 250 days (pcs.) | 119.92 EUR (48) |
| YTD High date | 145.45 EUR (2022/01/06) |
| YTD Low date | 89.12 EUR (2022/06/16) |
| 52 Weeks High date | 151.25 EUR (2021/11/23) |
| 52 Weeks Low date | 89.12 EUR (2022/06/16) |

All listings for SIMON PROPERTY GROUP INC.

| Exchange | Date | Time | Price | Trading volume (mio.) | Number of trades |
|-----------------------|------------|-------|-----------|-----------------------|------------------|
| Vienna Stock Exchange | 2022/06/24 | 17:32 | 95.15 EUR | 0.00 | 2 |
| Tradegate | 2022/06/24 | 22:26 | 94.34 EUR | 0.05 | 13 |
| Stuttgart | 2022/06/24 | 21:10 | 93.87 EUR | 0.01 | 8 |
| NYSE | 2022/06/24 | 22:00 | 99.62 USD | 443.73 | 34,866 |
| Munich | 2022/06/24 | 08:00 | 91.60 EUR | 0.00 | 1 |

| | | | | | | |
|-----------------------|------------|-------|------------|------|--|----|
| | 24 | | | | | |
| London Stock Exchange | 2022/06/01 | 17:24 | 110.51 USD | 0.00 | | 1 |
| Hanover | 2022/06/24 | 08:00 | 91.86 EUR | 0.00 | | 1 |
| Frankfurt | 2022/06/24 | 09:16 | 91.79 EUR | 0.00 | | 1 |
| Duesseldorf | 2022/06/24 | 19:31 | 94.64 EUR | 0.00 | | 22 |
| Berlin | 2022/06/24 | 08:08 | 91.75 EUR | 0.00 | | 1 |

Company profile

Company Logo



Contact Details

SIMON PROPERTY GROUP INC.

--

225 West Washington Street - 46204-3438
Indianapolis

Telefon: 1-317-636-1600

Fax: 1-317-263-2318

E-mail: -

PDF Downloads

Company report: SIMON PROPERTY GROUP INC. 

Company Profile

Simon Property Group, Inc. operates as a self-administered and self-managed real estate investment trust. It owns, develops and manages retail real estate properties which primarily consist of regional malls, premium outlets and mills. Simon Property Group specializes in the ownership, development, management, leasing, acquisition and expansion of income-producing retail real estate assets. The company was founded by Fred Simon, Herbert Simon and Melvin Simon in December 1993 and is headquartered in Indianapolis, IN.

Members of Management Board

Daniel Smith Member of Board of Directors

Karen Horn Member of Board of Directors

Al Hubbard Member of Board of Directors

Gary Rodkin Member of Board of Directors

Glyn Aepfel Member of Board of Directors

Herbert Simon Member of Board of Directors

J. Smith Member of Board of Directors

Larry Glasscock Member of Board of Directors

Marta Stewart Member of Board of Directors

Peggy Roe Member of Board of Directors

Reuben Leibowitz Member of Board of Directors

Richard Sokolov Member of Board of Directors

Stefan Selig Member of Board of Directors

David Simon Chairman of Managing Board

Alexander L. Snyder Member of Executive Committee

Brian McDade Member of Executive Committee

John Rulli Member of Executive Committee

Steven E. Fivel Member of Executive Committee