

BYD CO. LTD. CLASS H

ISIN: CNE100000296 WKN: -

Overview

2024/08/16 21:59:32

Price

28.60 USD

Difference  2.56% (0.71)

General attributes

ISIN CNE100000296

Symbol 1211

Exchange FINRA other OTC Issues

Currency USD

Sector Other

Security type Stock

Market cap (m) 28,297 EUR

Benchmark MSCI WORLD INDEX (STRD, UHD)

Market data

Bid (Bid size) -

Ask (Ask size) -

Open 28.88 USD

High 30.00 USD

Low 26.40 USD

Close (prev. day) 27.886 USD

VWAP 28.444875 USD

Volume (pcs) 41,917

Trading volume 1,188,727.07

Number of trades 108

Last size 234

Futures and Options

Related Futures -

Related Options -

PDF Downloads

Company report: BYD CO. LTD. CLASS H 

5Y













Information about previous performance does not guarantee future performance.

Source: FactSet

Recent research

on sector

Date		Headline	Download
2024/08/12		Global Equity Ratings	
2024/07/24		Global Equity Ratings	
2024/07/12		Global Equity Ratings	
2024/06/21		Global Equity Ratings	
2024/06/14		Global Equity Ratings	

Details

2024/08/16 21:59:32

Price

28.60 USD

Difference ▲ 2.56% (0.71)

General attributes

ISIN	CNE100000296
Symbol	1211
Exchange	FINRA other OTC Issues
Currency	USD
Sector	Other
Security type	Stock
Market cap (m)	28,297 EUR
Benchmark	MSCI WORLD INDEX (STRD, UHD)

Market data

Bid (Bid size)	-
Ask (Ask size)	-
Open	28.88 USD
High	30.00 USD
Low	26.40 USD
Close (prev. day)	27.886 USD
VWAP	28.444875 USD
Volume (pcs)	41,917
Trading volume	1,188,727.07
Number of trades	108
Last size	234

Performance and Risk

	6m	1Y	3Y
Perf (%)	+18.41%	-5.47%	-20.33%
Perf (abs.)	+4.34	-1.61	-7.11
Beta	0.35	0.26	0.54
Volatility	33.80	33.28	46.19

5Y



Information about previous performance does not guarantee future performance.
Source: FactSet

Price data

Ø price 5 days Ø volume 5 days (pcs.)	27.49 USD (32,813)
Ø price 30 days Ø volume 30 days (pcs.)	29.33 USD (58,991)
Ø price 100 days Ø volume 100 days (pcs.)	28.31 USD (73,283)
Ø price 250 days Ø volume 250 days (pcs.)	28.14 USD (105,964)
YTD High date	32.00 USD (2024/07/12)
YTD Low date	21.80 USD (2024/01/31)
52 Weeks High date	32.80 USD (2023/09/12)
52 Weeks Low date	21.80 USD (2024/01/31)

All listings for BYD CO. LTD. CLASS H

Exchange 📍	Date	Time	Price	Trading volume (mio.)	Number of trades
Vienna Stock Exchange	2024/08/16	17:32	25.88 EUR	0.01	7
Tradegate	2024/08/16	22:26	25.98 EUR	3.57	481
Stuttgart	2024/08/16	19:47	25.91 EUR	0.04	11
Munich	2024/08/16	19:45	25.91 EUR	0.04	4
London Stock Exchange	2024/	17:30	35.605 EUR	0.00	1

European Trade Reporting	08/16					
Hong Kong Stock Exchange	2024/ 08/16	10:08	220.40 HKD	-	-	
Hanover	2024/ 08/16	17:05	25.89 EUR	0.00		3
Hamburg	2024/ 08/16	18:05	25.90 EUR	0.01		3
Frankfurt	2024/ 08/16	19:48	25.90 EUR	0.46		40
FINRA other OTC Issues	2024/ 08/16	21:59	28.60 USD	1.19		108
Duesseldorf	2024/ 08/16	19:30	25.83 EUR	0.00		9
Berlin	2024/ 08/16	13:15	25.77 EUR	0.02		2

Company profile

Company Logo



Contact Details

BYD CO. LTD.

--

3009 BYD Road, Pingshan District - 518118
Shenzhen

Telefon: +86-755-8988-8888

Fax: +86-755-8420-2222

E-mail: -

PDF Downloads

Company report: BYD CO. LTD. CLASS H 

Company Profile

BYD Co., Ltd. engages in the research, development, manufacture, and sale of rechargeable batteries and photovoltaic business. It operates through the following segments: Rechargeable Batteries and Photovoltaic Products, Mobile Handset Components, Assembly Service and Other Products, and Automobiles and Related Products and Other Products. The Rechargeable Batteries and Photovoltaic Products segment is involved in the manufacture and sale of lithium-ion batteries and nickel batteries, photovoltaic products, and iron batteries products for mobile phones, electric tools, and other portable electronic instruments, photovoltaic products, energy storage products, and electric vehicles. The Mobile Handset Components, Assembly Service and Other Products segment focuses on the sale of mobile handset components such as housings, electronic components, assembly services, and medical protection products. The Automobiles and Related Products and Other Products segment consists of automobiles and auto-related moulds and components and automobile leasing and after sales services, rail transport related business, and medical protection products. The company was founded by Chuan Fu Wang on February 10, 1995 and is headquartered in Shenzhen, China.

Members of Management Board

Chuan-fu Wang	Member of Executive Committee
---------------	-------------------------------

Board of directors

Min Zhang	Member of Supervisory Board
Ai Yun Zhu	Member of Supervisory Board
Hong Ping Cai	Member of Supervisory Board
Jiang Feng Huang	Member of Supervisory Board
Ling Yu	Member of Supervisory Board
Mei Tang	Member of Supervisory Board
Xiang Yang Lu	Member of Supervisory Board
Yong Zhao Li	Member of Supervisory Board
Zhen Wang	Member of Supervisory Board
Zuo Quan Xia	Member of Supervisory Board