

BRIGHTCOVE INC.

ISIN: **US10921T1016** WKN: **10921T101**

Overview

2024/07/17 22:00:00

Price
2.54 USDDifference  -4.51% (-0.12)

General attributes

ISIN	US10921T1016
Symbol	BCOV
Exchange	Nasdaq
Currency	USD
Sector	-
Security type	Stock
Market cap (m)	104 EUR
Benchmark	S&P 500

Market data

Bid (Bid size)	2.53 USD (700)
Ask (Ask size)	2.54 USD (300)
Open	2.65 USD
High	2.68 USD
Low	2.5086 USD
Close (prev. day)	2.66 USD
VWAP	2.581287 USD
Volume (pcs)	370,661
Trading volume	956,104.20
Number of trades	2,148
Last size	-

Futures and Options





Related Futures	-
Related Options	-

5Y



Information about previous performance does not guarantee future performance.
Source: FactSet

Recent research

on market		
Date	Headline	Download
2024/07/12	 Global Equity Ratings	
2024/07/08	 Akciové trhy - denní zpráva	
2024/07/03	 Global Strategy 3Q 2024	
2024/06/21	 Global Equity Ratings	
2024/05/29	 Global Equity Ratings	

Details

2024/07/17 22:00:00

Price
2.54 USD

Difference ▼ -4.51% (-0.12)

General attributes

ISIN	US10921T1016
Symbol	BCOV
Exchange	Nasdaq
Currency	USD
Sector	-
Security type	Stock
Market cap (m)	104 EUR
Benchmark	S&P 500

Market data

Bid (Bid size)	2.53 USD (700)
Ask (Ask size)	2.54 USD (300)
Open	2.65 USD
High	2.68 USD
Low	2.5086 USD
Close (prev. day)	2.66 USD
VWAP	2.581287 USD
Volume (pcs)	370,661
Trading volume	956,104.20
Number of trades	2,148
Last size	-

Performance and Risk

	6m	1Y	3Y
Perf (%)	+4.53%	-36.97%	-80.23%
Perf (abs.)	+0.11	-1.49	-10.31
Beta	1.00	0.72	0.97
Volatility	59.30	52.20	49.99

5Y



Information about previous performance does not guarantee future performance.
Source: FactSet

Price data

Ø price 5 days Ø volume 5 days (pcs.)	2.56 USD (316,137)
Ø price 30 days Ø volume 30 days (pcs.)	2.26 USD (454,159)
Ø price 100 days Ø volume 100 days (pcs.)	2.03 USD (307,999)
Ø price 250 days Ø volume 250 days (pcs.)	2.60 USD (226,617)
YTD High date	2.69 USD (2024/07/16)
YTD Low date	1.55 USD (2024/04/26)
52 Weeks High date	4.56 USD (2023/08/04)
52 Weeks Low date	1.55 USD (2024/04/26)

Arbitrage views

Exchange	Date	Time	Price	Trading volume (mio.)	Number of trades
Stuttgart	2024/07/17	21:58	2.28 EUR	0.00	8
Nasdaq	2024/07/17	22:00	2.54 USD	0.96	2,148
Munich	2024/07/17	08:01	2.38 EUR	0.00	2
Frankfurt	2024/07/17	15:58	2.34 EUR	0.00	3
Duesseldorf	2024/07/17	19:30	2.26 EUR	0.00	7

Company profile

Company Logo

BRIGHTCOVE®

Company Profile

-

Contact Details

BRIGHTCOVE INC.

--

Telefon: -

Fax: -

E-mail: -