

## GOLD RESERVE INC.

ISIN: CA38068N3067 WKN: -

## Overview

2024/07/16 17:25:41

Price

5.65 CAD

Difference  -5.04% (-0.30)

## General attributes

ISIN CA38068N3067

Symbol -

Exchange TSX Venture Exchange

Currency CAD

Sector -

Security type Stock

Market cap (m) 430 EUR

Benchmark S&amp;P 500

## Market data

Bid (Bid size) 5.65 CAD (1,200)

Ask (Ask size) 6.18 CAD (400)

Open 5.65 CAD

High 5.65 CAD

Low 5.65 CAD

Close (prev. day) 5.95 CAD

VWAP 5.652273 CAD

Volume (pcs) 1,320

Trading volume 7,461.00

Number of trades 9

Last size 100

## Futures and Options

Related Futures -

Related Options -

5Y













Information about previous performance does not guarantee future performance.

Source: FactSet

## Recent research

on market

Date	Headline	Download
2024/07/12	 Global Equity Ratings	
2024/07/08	 Akciové trhy - denní zpráva	
2024/07/03	 Global Strategy 3Q 2024	
2024/06/21	 Global Equity Ratings	
2024/05/29	 Global Equity Ratings	

## Details

2024/07/16 17:25:41

## Price

5.65 CAD

Difference ▼ -5.04% (-0.30)

## General attributes

ISIN	CA38068N3067
Symbol	-
Exchange	TSX Venture Exchange
Currency	CAD
Sector	-
Security type	Stock
Market cap (m)	430 EUR
Benchmark	S&P 500

## Market data

Bid (Bid size)	5.65 CAD (1,200)
Ask (Ask size)	6.18 CAD (400)
Open	5.65 CAD
High	5.65 CAD
Low	5.65 CAD
Close (prev. day)	5.95 CAD
VWAP	5.652273 CAD
Volume (pcs)	1,320
Trading volume	7,461.00
Number of trades	9
Last size	100

## Performance and Risk

	6m	1Y	3Y
Perf (%)	+44.50%	+72.26%	+175.61%
Perf (abs.)	+1.74	+2.37	+3.60
Beta	0.25	-0.20	0.05
Volatility	49.26	54.89	68.65

5Y



Information about previous performance does not guarantee future performance.  
Source: FactSet

## Price data

Ø price 5 days   Ø volume 5 days (pcs.)	5.72 CAD (5,236)
Ø price 30 days   Ø volume 30 days (pcs.)	5.85 CAD (9,465)
Ø price 100 days   Ø volume 100 days (pcs.)	4.79 CAD (7,829)
Ø price 250 days   Ø volume 250 days (pcs.)	4.11 CAD (14,547)
YTD High   date	6.72 CAD (2024/06/13)
YTD Low   date	3.54 CAD (2024/03/22)
52 Weeks High   date	6.72 CAD (2024/06/13)
52 Weeks Low   date	2.65 CAD (2023/10/16)

## All listings for GOLD RESERVE INC.

Exchange	Date	Time	Price	Trading volume (mio.)	Number of trades
TSX Venture Exchange	2024/07/16	17:25	5.65 CAD	0.01	9
Stuttgart	2024/07/17	09:29	3.66 EUR	0.00	2
Munich	2024/07/17	08:01	3.88 EUR	0.00	1
Frankfurt	2024/07/17	08:14	3.66 EUR	0.00	1
FINRA other OTC	2024/07/17	21:57	4.15 USD	0.24	58

Issues	16					
Duesseldorf	2024/07/ 17	12:32	3.64 EUR	0.00		3
Berlin	2024/07/ 17	15:08	3.78 EUR	0.00		11

## Company profile

### Company Logo



### Company Profile

-

### Contact Details

GOLD RESERVE

--

----

Telefon: -

Fax: -

E-mail: -