

GOLD RESERVE INC.

ISIN: CA38068N3067 WKN: -

Overview

2024/05/02 19:49:11

Price
4.49 CADDifference  0.00% (0.00)

General attributes

ISIN	CA38068N3067
Symbol	-
Exchange	TSX Venture Exchange
Currency	CAD
Sector	-
Security type	Stock
Market cap (m)	301 EUR
Benchmark	S&P 500

Market data

Bid (Bid size)	4.25 CAD (3,400)
Ask (Ask size)	4.85 CAD (1,000)
Open	4.45 CAD
High	4.49 CAD
Low	4.44 CAD
Close (prev. day)	4.49 CAD
VWAP	4.45057 CAD
Volume (pcs)	68,400
Trading volume	304,419.00
Number of trades	69
Last size	1,000

Futures and Options











Related Futures	-
Related Options	-

5Y



Information about previous performance does not guarantee future performance.
Source: FactSet

Recent research

on market		
Date	Headline	Download
2024/04/26	 Global Equity Ratings	
2024/04/03	 Global Equity Ratings	
2024/03/26	 Global Strategy 2Q 2024	
2024/03/13	 Global Equity Ratings	
2024/02/22	 Global Equity Ratings	

Details

2024/05/02 19:49:11

Price

4.49 CAD

Difference ➔ 0.00% (0.00)

General attributes

ISIN	CA38068N3067
Symbol	-
Exchange	TSX Venture Exchange
Currency	CAD
Sector	-
Security type	Stock
Market cap (m)	301 EUR
Benchmark	S&P 500

Market data

Bid (Bid size)	4.25 CAD (3,400)
Ask (Ask size)	4.85 CAD (1,000)
Open	4.45 CAD
High	4.49 CAD
Low	4.44 CAD
Close (prev. day)	4.49 CAD
VWAP	4.45057 CAD
Volume (pcs)	68,400
Trading volume	304,419.00
Number of trades	69
Last size	1,000

Performance and Risk

	6m	1Y	3Y
Perf (%)	+49.67%	+161.05%	+182.39%
Perf (abs.)	+1.49	+2.77	+2.90
Beta	0.37	-0.14	0.07
Volatility	37.43	58.74	69.40

5Y



Information about previous performance does not guarantee future performance.
Source: FactSet

Price data

Ø price 5 days Ø volume 5 days (pcs.)	4.44 CAD (17,347)
Ø price 30 days Ø volume 30 days (pcs.)	4.13 CAD (5,712)
Ø price 100 days Ø volume 100 days (pcs.)	4.03 CAD (6,929)
Ø price 250 days Ø volume 250 days (pcs.)	3.43 CAD (19,436)
YTD High date	4.90 CAD (2024/02/09)
YTD Low date	3.54 CAD (2024/03/22)
52 Weeks High date	4.90 CAD (2024/02/09)
52 Weeks Low date	1.58 CAD (2023/05/29)

All listings for GOLD RESERVE INC.

Exchange ⊕	Date	Time	Price	Trading volume (mio.)	Number of trades
TSX Venture Exchange	2024/05/02	19:49	4.49 CAD	0.30	69
Stuttgart	2024/05/03	10:42	2.94 EUR	0.00	5
Munich	2024/05/03	08:05	2.94 EUR	0.00	1
Frankfurt	2024/05/03	08:05	2.94 EUR	0.00	1
FINRA other OTC	2024/05/02	21:59	3.26 USD	1.30	119

Issues	02					
Duesseldorf	2024/05/ 03	09:32	2.92 EUR	0.00		2
Berlin	2024/05/ 03	11:45	3.06 EUR	0.00		6

Company profile

Company Logo



Company Profile

-

Contact Details

GOLD RESERVE

--

Telefon: -

Fax: -

E-mail: -