

BYD CO. LTD. CLASS H

15 minutes delayed

ISIN: **CNE10000296** WKN: -

Overview

2024/07/26 10:08:20 15 minutes delayed

Price

235.80 HKD

Difference  0.68% (1.60)

General attributes

ISIN CNE10000296

Symbol 1211

Exchange Hong Kong Stock Exchange

Currency HKD

Sector Other

Security type Stock

Market cap (m) 30,543 EUR

Benchmark MSCI WORLD INDEX (STRD, UHD)

Market data

Bid (Bid size) -

Ask (Ask size) -

Open 233.00 HKD

High 238.20 HKD

Low 233.00 HKD

Close (prev. day) 234.20 HKD

VWAP 236.400714 HKD

Volume (pcs) -

Trading volume -

Number of trades -

Last size -

Futures and Options

Related Futures -

Related Options -

PDF Downloads

Company report: BYD CO. LTD. CLASS H 











5Y



Information about previous performance does not guarantee future performance.
Source: FactSet

Recent research

on sector

Date	Headline	Download
2024/07/24	 Global Equity Ratings	
2024/07/12	 Global Equity Ratings	
2024/06/21	 Global Equity Ratings	
2024/06/14	 Global Equity Ratings	
2024/05/29	 Global Equity Ratings	

Details

2024/07/26 10:08:20 15 minutes delayed

Price

235.80 HKD

Difference ▲ 0.68% (1.60)

General attributes

ISIN	CNE100000296
Symbol	1211
Exchange	Hong Kong Stock Exchange
Currency	HKD
Sector	Other
Security type	Stock
Market cap (m)	30,543 EUR
Benchmark	MSCI WORLD INDEX (STRD, UHD)

Market data

Bid (Bid size)	-
Ask (Ask size)	-
Open	233.00 HKD
High	238.20 HKD
Low	233.00 HKD
Close (prev. day)	234.20 HKD
VWAP	236.400714 HKD
Volume (pcs)	-
Trading volume	-
Number of trades	-
Last size	-

Performance and Risk

	6m	1Y	3Y
Perf (%)	+23.97%	-11.29%	+8.26%
Perf (abs.)	+45.60	-30.00	+18.00
Beta	0.26	0.27	0.55
Volatility	33.63	34.29	45.77

5Y



Information about previous performance does not guarantee future performance.
Source: FactSet

Price data

Ø price 5 days Ø volume 5 days (pcs.)	237.48 HKD (-)
Ø price 30 days Ø volume 30 days (pcs.)	236.78 HKD (-)
Ø price 100 days Ø volume 100 days (pcs.)	219.52 HKD (-)
Ø price 250 days Ø volume 250 days (pcs.)	222.83 HKD (-)
YTD High date	249.60 HKD (2024/07/15)
YTD Low date	167.80 HKD (2024/02/05)
52 Weeks High date	280.60 HKD (2023/08/01)
52 Weeks Low date	167.80 HKD (2024/02/05)

All listings for BYD CO. LTD. CLASS H

Exchange 📍	Date	Time	Price	Trading volume (mio.)	Number of trades
Vienna Stock Exchange	2024/07/26	17:32	27.78 EUR	0.01	9
Tradegate	2024/07/26	22:26	27.91 EUR	3.31	330
Stuttgart	2024/07/26	21:53	27.88 EUR	0.11	11
Munich	2024/07/26	18:44	27.99 EUR	0.00	2
London Stock Exchange	2024/	17:30	35.605 EUR	0.00	1

European Trade Reporting	07/26					
Hong Kong Stock Exchange	2024/ 07/26	10:08	235.80 HKD	-		-
Hanover	2024/ 07/26	08:01	27.92 EUR	0.00		3
Hamburg	2024/ 07/26	10:12	27.85 EUR	0.00		2
Frankfurt	2024/ 07/26	21:52	27.86 EUR	0.33		46
FINRA other OTC Issues	2024/ 07/26	21:59	30.31 USD	0.72		91
Duesseldorf	2024/ 07/26	19:30	27.85 EUR	0.00		7
Berlin	2024/ 07/26	08:08	27.90 EUR	0.00		1

Company profile

Company Logo



Contact Details

BYD CO. LTD.

--

3009 BYD Road, Pingshan District - 518118
Shenzhen

Telefon: +86-755-8988-8888

Fax: +86-755-8420-2222

E-mail: -

PDF Downloads

Company report: BYD CO. LTD. CLASS H 

Company Profile

BYD Co., Ltd. engages in the research, development, manufacture, and sale of rechargeable batteries and photovoltaic business. It operates through the following segments: Rechargeable Batteries and Photovoltaic Products, Mobile Handset Components, Assembly Service and Other Products, and Automobiles and Related Products and Other Products. The Rechargeable Batteries and Photovoltaic Products segment is involved in the manufacture and sale of lithium-ion batteries and nickel batteries, photovoltaic products, and iron batteries products for mobile phones, electric tools, and other portable electronic instruments, photovoltaic products, energy storage products, and electric vehicles. The Mobile Handset Components, Assembly Service and Other Products segment focuses on the sale of mobile handset components such as housings, electronic components, assembly services, and medical protection products. The Automobiles and Related Products and Other Products segment consists of automobiles and auto-related moulds and components and automobile leasing and after sales services, rail transport related business, and medical protection products. The company was founded by Chuan Fu Wang on February 10, 1995 and is headquartered in Shenzhen, China.

Members of Management Board

Chuan-fu Wang	Member of Executive Committee
---------------	-------------------------------

Board of directors

Min Zhang	Member of Supervisory Board
Ai Yun Zhu	Member of Supervisory Board
Hong Ping Cai	Member of Supervisory Board
Jiang Feng Huang	Member of Supervisory Board
Ling Yu	Member of Supervisory Board
Mei Tang	Member of Supervisory Board
Xiang Yang Lu	Member of Supervisory Board
Yong Zhao Li	Member of Supervisory Board
Zhen Wang	Member of Supervisory Board
Zuo Quan Xia	Member of Supervisory Board