

## AUSTRIA CECE HTX(EUR)

ISIN: **AT0000726435** WKN: -

## Overview

2024/10/18 17:45:00

Price

**5,831.40** EURDifference  0.39% (22.68)

## General attributes

ISIN	AT0000726435
Symbol	-
Country	Hungary
Instruments in index	9
Type of index	Price Index
Security type	Index

## Market data






Open	5,813.43 EUR
High	5,872.30 EUR
Low	5,813.03 EUR
Close (prev. day)	5,808.72 EUR
Trading volume (m)	-
Volume (pcs)	-

## Top 5

Name 	Price	+ - (%)	Trend 
MOL HUNGAR...	2,644.00	+1.23	
WABERER'S	3,950.00	+0.77	
...			
RICHTER GE...	10,960.00	+0.74	
OPUS GLOBA...	503.00	+0.60	

Intraday **1W** 1M 6m 1Y 3Y

## Flop 5

Name 	Price	+ - (%)	Trend 
ANY SECURI...	4,050.00	-0.98	
MAGYAR TEL...	1,074.00	-0.74	
OTP BANK	18,930.00	-0.63	



5Y



Information about previous performance does not guarantee future performance.

Source: FactSet

## Recent research

on market		
Date	Headline	Download
2024/10/15	 Endgültige Inflationszahlen und Handelsdaten	
2024/10/13	 Final inflation numbers and trade data	
2024/10/10	 CEE is not finished with monetary easing, rates wi...	
2024/10/10	 Inflation at the central bank's target	
2024/10/08	 Global Strategy 4Q 2024	

P...

4IG NYILVA... 816.00 -0.49 ↘

Intraday 1W 1M 6m 1Y 3Y

### Futures and Options

Related Futures -

Related Options -

## Details

2024/10/18 17:45:00

Price

**5,831.40** EUR

Difference



0.39% (22.68)

## General attributes

ISIN AT0000726435

Symbol -

Country Hungary

Security type Index

Instruments in index 9

## Market data

Open 5,813.43 EUR

High 5,872.30 EUR

Low 5,813.03 EUR

Close (prev. day) 5,808.72 EUR

Trading volume (m) -

Volume (pcs) -

## Performance and Risk

	6m	1Y	3Y
Perf (%)	+8.04%	+21.53%	+22.94%
Perf (abs.)	+434.05	+1,033.10	+1,087.98
Beta	-	-	-
Volatility	12.81	13.75	24.39



5Y

Information about previous performance does not guarantee future performance.

Source: FactSet

## Price data

Ø price 5 days   Ø volume 5 days (pcs.)	5,836.38 EUR (0)
Ø price 30 days   Ø volume 30 days (pcs.)	5,800.96 EUR (0)
Ø price 100 days   Ø volume 100 days (pcs.)	5,741.61 EUR (0)
Ø price 250 days   Ø volume 250 days (pcs.)	5,481.56 EUR (0)
YTD High   date	5,937.77 EUR (2024/09/27)
YTD Low   date	5,049.03 EUR (2024/01/02)
52 Weeks High   date	5,937.77 EUR (2024/09/27)
52 Weeks Low   date	4,716.56 EUR (2023/11/02)

## Composition

Name  ISIN	Price	Diff %  Diff +/-	Performance 	Date Time	Turnover Pc.  Turnover Money 
4IG NYILVANOSAN MUKODO RE... HU0000167788	816.00	-0.49% -4.00		24/10/18 17:20:00	45,801 37,355,943.00
ANY SECURITY PRINTING COM... HU0000093257	4,050.00	-0.98% -40.00		24/10/18 17:20:00	2,163 8,810,970.00
AUTOWALLIS PLC HUF12.5(PO... HU0000164504	150.50	0.00% 0.00		24/10/18 17:20:00	37,612 5,634,636.00
MAGYAR TELEKOM TELECOMMUN... HU0000073507	1,074.00	-0.74% -8.00		24/10/18 17:19:59	266,590 287,915,294.00
MOL HUNGARIAN OIL & GAS P... HU0000153937	2,644.00	1.23% 32.00	█	24/10/18 17:20:00	298,804 789,274,842.00
OPUS GLOBAL NYRT HU0000110226	503.00	0.60% 3.00	█	24/10/18 17:20:00	94,943 47,559,040.00
OTP BANK PLC HU0000061726	18,930.00	-0.63% -120.00		24/10/18 17:19:59	475,284 9,046,447,010.00
RICHTER GEDEON VEGYESZETI... HU0000123096	10,960.00	0.74% 80.00	█	24/10/18 17:19:59	117,514 1,293,329,360.00
WABERER'S INTERNATIONAL P... HU0000120720	3,950.00	0.77% 30.00	█	24/10/18 17:20:00	5,908 23,090,950.00