

AUSTRIA CECE HTX(EUR)

ISIN: AT0000726435 WKN: -

Overview

2024/09/18 16:17:01

Price

5,754.99 EURDifference  -0.17% (-9.62)

General attributes

ISIN	AT0000726435
Symbol	-
Country	Hungary
Instruments in index	8
Type of index	Price Index
Security type	Index

Market data







Open	5,767.68 EUR
High	5,789.53 EUR
Low	5,754.99 EUR
Close (prev. day)	5,764.61 EUR
Trading volume (m)	-
Volume (pcs)	-

Top 5

Name 	Price	+ - (%)	Trend 
MAGYAR TEL...	1,028.00	+0.59	
MASTERPLAS...	2,890.00	+0.35	
OPUS GLOBA...	457.50	+0.22	

Intraday 1W 1M 6m 1Y 3Y

Flop 5

Name 	Price	+ - (%)	Trend 
ANY SECURI...	4,150.00	-1.19	
MOL HUNGAR...	2,602.00	-0.76	
OTP BANK P...	18,505.00	-0.30	
RICHTER GE...	10,710.00	-0.09	

Intraday 1W 1M 6m 1Y 3Y

5Y













Information about previous performance does not guarantee future performance.

Source: FactSet

Recent research

on market

Date	Headline	Download
2024/09/16	 Industry, producer prices and labor market data	
2024/09/13	 Hungary Boosting growth remains a challenge	
2024/09/13	 CEE Germany's underperformance is sneaking into ...	
2024/09/10	 August inflation came in at 3.4% y/y	
2024/09/08	 Will Croatia see a rating upgrade?	

Futures and Options

Related Futures -

Related Options -

Details

2024/09/18 16:17:01

Price

5,754.99 EUR

Difference

**-0.17% (-9.62)**

General attributes

ISIN AT0000726435

Symbol -

Country Hungary

Security type Index

Instruments in index 8

Market data

Open 5,767.68 EUR

High 5,789.53 EUR

Low 5,754.99 EUR

Close (prev. day) 5,764.61 EUR

Trading volume (m) -

Volume (pcs) -

Performance and Risk

	6m	1Y	3Y
Perf (%)	+8.41%	+20.13%	+21.76%
Perf (abs.)	+447.05	+966.13	+1,030.09
Beta	-	-	-
Volatility	13.45	14.37	24.44



Information about previous performance does not guarantee future performance.

Source: FactSet

Price data

Ø price 5 days Ø volume 5 days (pcs.)	5,743.21 EUR (0)
Ø price 30 days Ø volume 30 days (pcs.)	5,761.75 EUR (0)
Ø price 100 days Ø volume 100 days (pcs.)	5,699.85 EUR (0)
Ø price 250 days Ø volume 250 days (pcs.)	5,381.74 EUR (0)
YTD High date	5,910.59 EUR (2024/07/22)
YTD Low date	5,049.03 EUR (2024/01/02)
52 Weeks High date	5,910.59 EUR (2024/07/22)
52 Weeks Low date	4,536.07 EUR (2023/09/28)

Composition

Name  ISIN	Price	Diff %  Diff +/-	Performance 	Date Time	Turnover Pc.  Turnover Money 
4IG NYILVANOSAN MUKODO RE... HU0000167788	777.00	0.00% 0.00		24/09/18 15:54:35	8,072 6,259,476.00
ANY SECURITY PRINTING COM... HU0000093257	4,150.00	-1.19% -50.00		24/09/18 14:57:12	6,675 27,761,180.00
MAGYAR TELEKOM TELECOMMUN... HU0000073507	1,028.00	0.59% 6.00		24/09/18 16:09:45	38,276 39,264,402.00
MASTERPLAST SHARE HUF100 HU0000093943	2,890.00	0.35% 10.00		24/09/18 16:09:43	844 2,422,770.00
MOL HUNGARIAN OIL & GAS P... HU0000153937	2,602.00	-0.76% -20.00		24/09/18 16:17:01	145,740 381,932,184.00
OPUS GLOBAL NYRT HU0000110226	457.50	0.22% 1.00		24/09/18 16:09:59	187,452 85,182,037.00
OTP BANK PLC HU0000061726	18,505.00	-0.30% -55.00		24/09/18 16:16:57	99,429 1,843,555,985.00
RICHTER GEDEON VEGYESZETI... HU0000123096	10,710.00	-0.09% -10.00		24/09/18 16:15:32	50,338 540,471,590.00