

## AUSTRIA CECE HTX(EUR)

ISIN: AT0000726435 WKN: -

## Overview

2024/09/16 17:45:00

Price

**5,782.00** EURDifference  -0.00% (-0.06)



## General attributes

|                      |              |
|----------------------|--------------|
| ISIN                 | AT0000726435 |
| Symbol               | -            |
| Country              | Hungary      |
| Instruments in index | 8            |
| Type of index        | Price Index  |
| Security type        | Index        |

## Market data







|                    |              |
|--------------------|--------------|
| Open               | 5,788.00 EUR |
| High               | 5,816.78 EUR |
| Low                | 5,775.17 EUR |
| Close (prev. day)  | 5,782.06 EUR |
| Trading volume (m) | -            |
| Volume (pcs)       | -            |

## Top 5

| Name  | Price     | + - (%) | Trend  |
|--|-----------|---------|---|
| MASTERPLAS...  | 2,900.00  | +0.69   |        |
| RICHTER GE...  | 10,750.00 | +0.56   |        |

Intraday 1W 1M 6m 1Y 3Y

## Flop 5

| Name  | Price     | + - (%) | Trend  |
|--|-----------|---------|---|
| ANY SECURI...  | 4,270.00  | -0.93   |        |
| MOL HUNGAR...  | 2,636.00  | -0.90   |        |
| 4IG NYILVA...  | 767.00    | -0.65   |        |
| OTP BANK P...  | 18,500.00 | -0.54   |        |
| OPUS GLOBA...  | 458.50    | -0.43   |        |

Intraday 1W 1M 6m 1Y 3Y

5Y














Information about previous performance does not guarantee future performance.

Source: FactSet

## Recent research

## on market

| Date       | Headline  | Download  |
|------------|---|--|
| 2024/09/16 |  Industry, producer prices and labor market data       |           |
| 2024/09/13 |  Hungary   Boosting growth remains a challenge         |           |
| 2024/09/13 |  CEE   Germany's underperformance is sneaking into ... |           |
| 2024/09/10 |  August inflation came in at 3.4% y/y                  |           |
| 2024/09/08 |  Will Croatia see a rating upgrade?                    |           |

**Futures and Options**

**Related Futures** -

**Related Options** -

## Details

2024/09/16 17:45:00

Price

**5,782.00** EUR

Difference

**-0.00%** (-0.06)

## General attributes

ISIN AT0000726435

Symbol -

Country Hungary

Security type Index

Instruments in index 8

## Market data

Open 5,788.00 EUR

High 5,816.78 EUR

Low 5,775.17 EUR

Close (prev. day) 5,782.06 EUR

Trading volume (m) -

Volume (pcs) -

## Performance and Risk

|             | 6m      | 1Y      | 3Y        |
|-------------|---------|---------|-----------|
| Perf (%)    | +8.73%  | +20.50% | +21.63%   |
| Perf (abs.) | +464.44 | +983.52 | +1,028.32 |
| Beta        | -       | -       | -         |
| Volatility  | 13.50   | 14.39   | 24.50     |



Information about previous performance does not guarantee future performance.

Source: FactSet

## Price data

|   |                           |
|---|---------------------------|
| Ø price 5 days   Ø volume 5 days (pcs.)     | 5,722.79 EUR (0)          |
| Ø price 30 days   Ø volume 30 days (pcs.)   | 5,754.88 EUR (0)          |
| Ø price 100 days   Ø volume 100 days (pcs.) | 5,697.83 EUR (0)          |
| Ø price 250 days   Ø volume 250 days (pcs.) | 5,376.98 EUR (0)          |
| YTD High   date                             | 5,910.59 EUR (2024/07/22) |
| YTD Low   date                              | 5,049.03 EUR (2024/01/02) |
| 52 Weeks High   date                        | 5,910.59 EUR (2024/07/22) |
| 52 Weeks Low   date                         | 4,536.07 EUR (2023/09/28) |

## Composition

| Name <br>ISIN | Price     | Diff % <br>Diff +/- | Performance  | Date<br>Time         | Turnover Pc. <br>Turnover Money  |
|--|-----------|--|---|----------------------|--|
| 4IG NYILVANOSAN MUKODO RE...<br>HU0000167788   | 767.00    | -0.65%<br>-5.00  |   | 24/09/16<br>17:20:00 | 8,095<br>6,234,156.00  |
| ANY SECURITY PRINTING COM...<br>HU0000093257   | 4,270.00  | -0.93%<br>-40.00   |   | 24/09/16<br>17:20:00 | 4,013<br>17,270,860.00   |
| MAGYAR TELEKOM TELECOMMUN...<br>HU0000073507   | 1,022.00  | 0.00%<br>0.00  |   | 24/09/16<br>17:20:00 | 145,684<br>149,267,954.00  |
| MASTERPLAST SHARE HUF100<br>HU0000093943   | 2,900.00  | 0.69%<br>20.00   |   | 24/09/16<br>17:20:00 | 2,939<br>8,498,520.00  |
| MOL HUNGARIAN OIL & GAS P...<br>HU0000153937   | 2,636.00  | -0.90%<br>-24.00   |   | 24/09/16<br>17:20:00 | 121,826<br>322,863,838.00  |
| OPUS GLOBAL NYRT<br>HU0000110226   | 458.50    | -0.43%<br>-2.00  |   | 24/09/16<br>17:19:59 | 233,182<br>106,546,282.00  |
| OTP BANK PLC<br>HU0000061726   | 18,500.00 | -0.54%<br>-100.00  |   | 24/09/16<br>17:20:00 | 125,464<br>2,320,809,200.00  |
| RICHTER GEDEON VEGYESZETI...<br>HU0000123096   | 10,750.00 | 0.56%<br>60.00   |   | 24/09/16<br>17:19:59 | 93,986<br>1,013,586,320.00   |