

AUSTRIA CECE HTX(EUR)

ISIN: AT0000726435 WKN: -

Overview

2024/07/26 17:45:00

Price

5,863.08 EURDifference  0.96% (55.75)

General attributes

ISIN AT0000726435

Symbol -

Country Hungary

Instruments in index 8

Type of index Price Index

Security type Index

Market data

Open 5,813.77 EUR

High 5,866.88 EUR

Low 5,795.35 EUR

Close (prev. day) 5,807.33 EUR

Trading volume (m) -

Volume (pcs) -

Top 5

Name 	Price	+ - (%)	Trend 
OTP BANK P...	18,600.00	+1.31	
MASTERPLAS...	3,090.00	+0.65	
OPUS GLOBA...	437.00	+0.34	
4IG NYILVA...	790.00	+0.25	
ANY SECURI...	4,280.00	+0.23	

Intraday 1W 1M 6m 1Y 3Y

Flop 5

Name 	Price	+ - (%)	Trend 
MOL HUNGAR...	2,812.00	+0.14	
RICHTER GE...	9,955.00	+0.15	
ANY SECURI...	4,280.00	+0.23	
4IG NYILVA...	790.00	+0.25	

Intraday 1W 1M 6m 1Y 3Y











5Y



Information about previous performance does not guarantee future performance.

Source: FactSet

Recent research

on market		
Date	Headline	Download
2024/07/25	 CEE Special Report Can we work more for longer?	
2024/07/23	 Improved risk assessment enabled a rate cut in Jul...	
2024/07/23	 Dovish step from the central bank	
2024/07/22	 CEE Baltics Economic performance further diver...	
2024/07/22	 Will Hungarian central bank pause or continue with...	

Futures and Options

Related Futures -

Related Options -

Details

2024/07/26 17:45:00

Price

5,863.08 EUR

Difference



0.96% (55.75)

General attributes

ISIN AT0000726435

Symbol -

Country Hungary

Security type Index

Instruments in index 8

Market data

Open 5,813.77 EUR

High 5,866.88 EUR

Low 5,795.35 EUR

Close (prev. day) 5,807.33 EUR

Trading volume (m) -

Volume (pcs) -

Performance and Risk

	6m	1Y	3Y
Perf (%)	+10.34%	+38.08%	+38.11%
Perf (abs.)	+549.45	+1,616.97	+1,617.86
Beta	-	-	-
Volatility	13.08	15.12	24.44



Information about previous performance does not guarantee future performance.

Source: FactSet

Price data

Ø price 5 days Ø volume 5 days (pcs.)	5,848.28 EUR (0)
Ø price 30 days Ø volume 30 days (pcs.)	5,718.69 EUR (0)
Ø price 100 days Ø volume 100 days (pcs.)	5,579.16 EUR (0)
Ø price 250 days Ø volume 250 days (pcs.)	5,209.27 EUR (0)
YTD High date	5,910.59 EUR (2024/07/22)
YTD Low date	5,049.03 EUR (2024/01/02)
52 Weeks High date	5,910.59 EUR (2024/07/22)
52 Weeks Low date	4,164.17 EUR (2023/08/03)

Composition

Name  ISIN	Price	Diff %  Diff +/-	Performance 	Date Time	Turnover Pc.  Turnover Money 
4IG NYILVANOSAN MUKODO RE... HU0000167788	790.00	0.25% 2.00		24/07/26 17:19:59	46,946 36,902,209.00
ANY SECURITY PRINTING COM... HU0000093257	4,280.00	0.23% 10.00		24/07/26 17:19:59	2,446 10,411,610.00
MAGYAR TELEKOM TELECOMMUN... HU0000073507	1,096.00	0.00% 0.00		24/07/26 17:19:59	264,028 289,232,716.00
MASTERPLAST SHARE HUF100 HU0000093943	3,090.00	0.65% 20.00		24/07/26 17:19:59	145 447,450.00
MOL HUNGARIAN OIL & GAS P... HU0000153937	2,812.00	0.14% 4.00		24/07/26 17:20:00	655,173 1,837,965,964.00
OPUS GLOBAL NYRT HU0000110226	437.00	0.34% 1.50		24/07/26 17:20:00	101,901 44,546,321.00
OTP BANK PLC HU0000061726	18,600.00	1.31% 240.00		24/07/26 17:20:00	261,930 4,862,445,760.00
RICHTER GEDEON VEGYESZETI... HU0000123096	9,955.00	0.15% 15.00		24/07/26 17:19:59	167,800 1,668,840,780.00