

AUSTRIA CECE HTX(EUR)

ISIN: AT0000726435 WKN: -

Overview

2024/07/19 17:45:00

Price

5,837.13 EURDifference  -0.15% (-8.64)







General attributes

ISIN	AT0000726435
Symbol	-
Country	Hungary
Instruments in index	8
Type of index	Price Index
Security type	Index

Market data

Open	5,837.92 EUR
High	5,845.41 EUR
Low	5,801.77 EUR
Close (prev. day)	5,845.77 EUR
Trading volume (m)	-
Volume (pcs)	-

Top 5

Name 	Price	+ - (%)	Trend 
RICHTER GE...	9,765.00	+0.88	
OTP BANK P...	18,620.00	+0.49	
ANY SECURI...	4,250.00	+0.47	
OPUS GLOBA...	436.00	+0.23	

Intraday **1W** 1M 6m 1Y 3Y

Flop 5

Name 	Price	+ - (%)	Trend 
MAGYAR TEL...	1,078.00	-1.10	
MOL HUNGAR...	2,846.00	-1.04	
MASTERPLAS...	3,100.00	-0.32	

5Y












Information about previous performance does not guarantee future performance.

Source: FactSet

Recent research

on market

Date	Headline	Download
2024/07/18	 Western Balkan and the EU - who is ready?	
2024/07/15	 Data mix in the week to come	
2024/07/09	 Energy prices delivered the pretty figure	
2024/07/08	 Central bank meeting in Serbia and June's inflatio...	
2024/07/05	 Industry surprised to the downside	

Intraday 1W 1M 6m 1Y 3Y

Futures and Options

Related Futures -

Related Options -

Details

2024/07/19 17:45:00

Price

5,837.13 EUR

Difference

**-0.15%** (-8.64)

General attributes

ISIN AT0000726435

Symbol -

Country Hungary

Security type Index

Instruments in index 8

Market data

Open 5,837.92 EUR

High 5,845.41 EUR

Low 5,801.77 EUR

Close (prev. day) 5,845.77 EUR

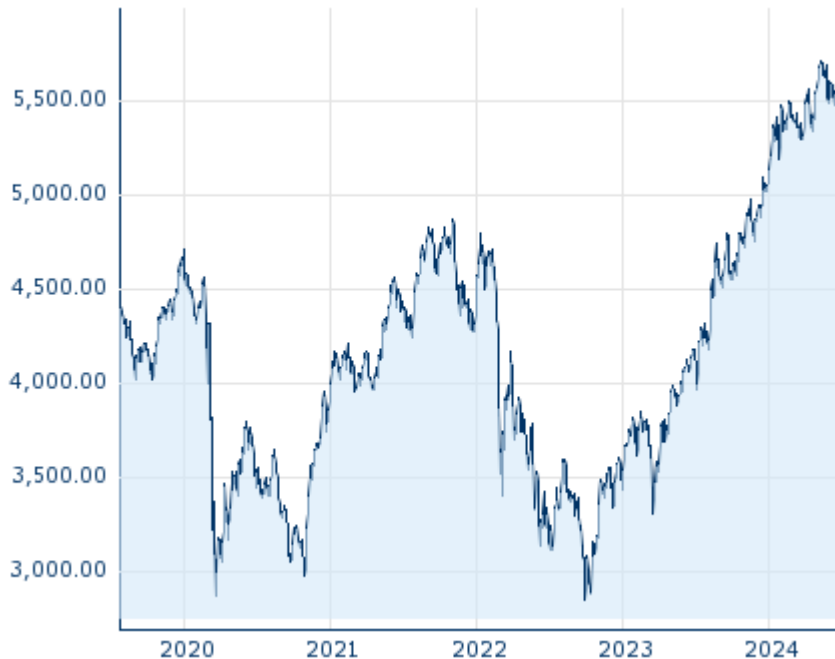
Trading volume (m) -

Volume (pcs) -

Performance and Risk

	6m	1Y	3Y
Perf (%)	+8.01%	+36.49%	+36.18%
Perf (abs.)	+432.68	+1,560.48	+1,550.79
Beta	-	-	-
Volatility	13.81	15.24	24.45

5Y



Information about previous performance does not guarantee future performance.

Source: FactSet

Price data

Ø price 5 days Ø volume 5 days (pcs.)	5,828.07 EUR (0)
Ø price 30 days Ø volume 30 days (pcs.)	5,668.49 EUR (0)
Ø price 100 days Ø volume 100 days (pcs.)	5,555.90 EUR (0)
Ø price 250 days Ø volume 250 days (pcs.)	5,179.35 EUR (0)
YTD High date	5,854.97 EUR (2024/07/18)
YTD Low date	5,049.03 EUR (2024/01/02)
52 Weeks High date	5,854.97 EUR (2024/07/18)
52 Weeks Low date	4,164.17 EUR (2023/08/03)

Composition

Name  ISIN	Price	Diff %  Diff +/-	Performance 	Date Time	Turnover Pc.  Turnover Money 
4IG NYILVANOSAN MUKODO RE... HU0000167788	795.00	0.00% 0.00		24/07/19 17:19:59	20,602 16,280,051.00
ANY SECURITY PRINTING COM... HU0000093257	4,250.00	0.47% 20.00		24/07/19 17:19:59	5,905 25,072,470.00
MAGYAR TELEKOM TELECOMMUN... HU0000073507	1,078.00	-1.10% -12.00		24/07/19 17:20:00	247,983 268,492,866.00
MASTERPLAST SHARE HUF100 HU0000093943	3,100.00	-0.32% -10.00		24/07/19 17:19:59	1,493 4,641,160.00
MOL HUNGARIAN OIL & GAS P... HU0000153937	2,846.00	-1.04% -30.00		24/07/19 17:20:00	282,814 805,816,116.00
OPUS GLOBAL NYRT HU0000110226	436.00	0.23% 1.00		24/07/19 17:19:59	135,297 59,004,475.00
OTP BANK PLC HU0000061726	18,620.00	0.49% 90.00		24/07/19 17:20:00	504,193 9,362,778,615.00
RICHTER GEDEON VEGYESZETI... HU0000123096	9,765.00	0.88% 85.00		24/07/19 17:19:59	69,864 679,946,545.00