

## AUSTRIA CECE HTX(EUR)

ISIN: AT0000726435 WKN: -

## Overview

2024/07/17 10:06:53

Price

**5,818.96** EURDifference  0.51% (29.42)

## General attributes

ISIN	AT0000726435
Symbol	-
Country	Hungary
Instruments in index	8
Type of index	Price Index
Security type	Index

## Market data

Open	5,788.95 EUR
High	5,819.50 EUR
Low	5,785.50 EUR
Close (prev. day)	5,789.54 EUR
Trading volume (m)	-
Volume (pcs)	-

## Top 5

Name 	Price	+ - (%)	Trend 
MAGYAR TEL...	1,098.00	+0.92	
4IG NYILVA...	797.00	+0.50	
MOL HUNGAR...	2,842.00	+0.50	
OTP BANK P...	18,270.00	+0.38	

Intraday 1W 1M 6m 1Y 3Y

## Flop 5

Name 	Price	+ - (%)	Trend 
ANY SECURI...	4,230.00	-1.17	
OPUS GLOBA...	439.00	-0.57	
RICHTER GE...	9,780.00	-0.10	

Intraday 1W 1M 6m 1Y 3Y

5Y












Information about previous performance does not guarantee future performance.

Source: FactSet

## Recent research

## on market

Date	Headline	Download
2024/07/15	 Data mix in the week to come	
2024/07/09	 Energy prices delivered the pretty figure	
2024/07/08	 Central bank meeting in Serbia and June's inflatio...	
2024/07/05	 Industry surprised to the downside	
2024/07/05	 From a distance, it is beautiful	

**Futures and Options**

**Related Futures** -

**Related Options** -

## Details

2024/07/17 10:06:53

Price

**5,818.96** EUR

Difference



0.51% (29.42)

## General attributes

ISIN AT0000726435

Symbol -

Country Hungary

Security type Index

Instruments in index 8

## Market data

Open 5,788.95 EUR

High 5,819.50 EUR

Low 5,785.50 EUR

Close (prev. day) 5,789.54 EUR

Trading volume (m) -

Volume (pcs) -

## Performance and Risk

	6m	1Y	3Y
Perf (%)	+8.08%	+35.74%	+32.90%
Perf (abs.)	+432.91	+1,524.52	+1,433.27
Beta	-	-	-
Volatility	13.98	15.36	24.48



Information about previous performance does not guarantee future performance.

Source: FactSet

## Price data

Ø price 5 days   Ø volume 5 days (pcs.)	5,773.40 EUR (0)
Ø price 30 days   Ø volume 30 days (pcs.)	5,642.17 EUR (0)
Ø price 100 days   Ø volume 100 days (pcs.)	5,542.61 EUR (0)
Ø price 250 days   Ø volume 250 days (pcs.)	5,159.07 EUR (0)
YTD High   date	5,843.59 EUR (2024/07/15)
YTD Low   date	5,049.03 EUR (2024/01/02)
52 Weeks High   date	5,843.59 EUR (2024/07/15)
52 Weeks Low   date	4,164.17 EUR (2023/08/03)

## Composition

Name  ISIN	Price	Diff %  Diff +/-	Performance 	Date Time	Turnover Pc.  Turnover Money 
4IG NYILVANOSAN MUKODO RE... HU0000167788	797.00	0.50% 4.00		24/07/17 09:56:11	2,055 1,628,435.00
ANY SECURITY PRINTING COM... HU0000093257	4,230.00	-1.17% -50.00		24/07/17 10:06:16	628 2,673,030.00
MAGYAR TELEKOM TELECOMMUN... HU0000073507	1,098.00	0.92% 10.00		24/07/17 10:05:26	35,276 38,578,158.00
MASTERPLAST SHARE HUF100 HU0000093943	3,140.00	0.00% 0.00		24/07/16 17:19:59	972 3,042,150.00
MOL HUNGARIAN OIL & GAS P... HU0000153937	2,842.00	0.50% 14.00		24/07/17 09:57:53	2,420 6,888,868.00
OPUS GLOBAL NYRT HU0000110226	439.00	-0.57% -2.50		24/07/17 10:02:38	11,223 4,926,782.00
OTP BANK PLC HU0000061726	18,270.00	0.38% 70.00		24/07/17 10:06:21	17,919 326,233,705.00
RICHTER GEDEON VEGYESZETI... HU0000123096	9,780.00	-0.10% -10.00		24/07/17 10:06:53	11,720 114,572,510.00